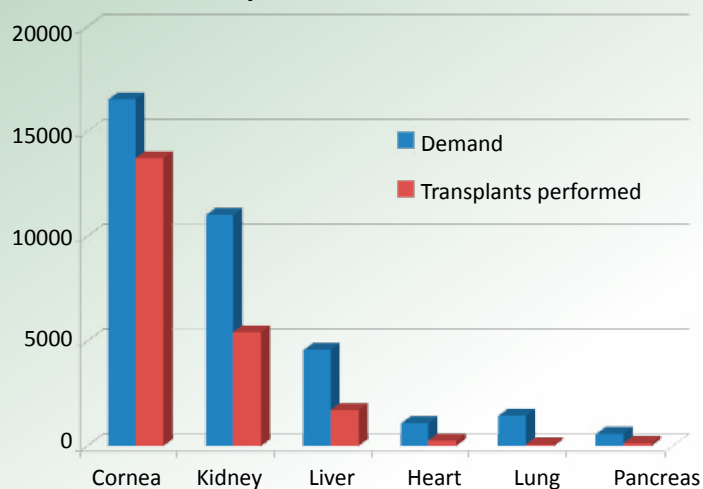


2013

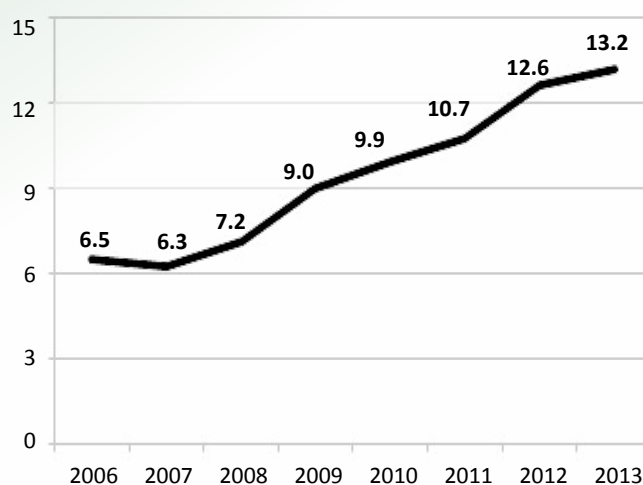
ORGAN TRANSPLANTATION IN BRAZIL (2006-2013)

Brazil ranks second in absolute numbers of kidney and liver transplants in the world. Still, the Brazilian organ donation and allocation program is growing, owing the public's belief in the system, the involvement and dedication of health care professionals and the support of the Health Ministry, the State Government and Medical Organizations.

Estimated demand and number of transplants performed in Brazil in 2013



Annual evolution of effective donors in Brazil - pmp (per million population)



RBT

Brazilian Transplantation Registry

Official report of Brazilian Organ Transplantation Society



Associação Brasileira de Transplante de Órgãos

Apoio



Board of Directors: (Biennium 2012-2013)

President: José O. Medina Pestana

Vice-President: Lucio Pacheco

1st Secretary: Marilda Mazzali

2nd Secretary: Eliana Régia B. de Almeida

Treasurer: Alfredo Inácio Fiorelli

2nd Treasurer: Roberto C. Manfro

Advisory Council:

President : Valter Duro Garcia

Secretary: Ben-Hur Ferraz Neto

Maria Cristina Ribeiro de Castro

Elias David-Neto

Henry de Holanda Campos

Jorge Neumann

Departaments

Anesthesiology / Intensive Care: Alexandre Teruya

Ethics: Mário Abbud Filho

Heart Transplantation: Noedir Stolf

Immunobiology: Niels Câmara

Kidney Transplantation: Álvaro Pacheco

Liver Transplantation: Paulo Massarollo

Lung Transplantation: Spencer Camargo

Nursing: Malvina Duarte

Pancreas Transplantation: Adriano M. Gonzalez

Pediatric Transplantation: Clotilde D Garcia

Tissue Transplantation: Márcia Regina I S Libanio

Transplant Coordination: Joel de Andrade

Expedients:

Editor: Valter Duro Garcia

Associate Editor: Lucio Pacheco

Thiago Quintas Camara (thiago@abto.org.br)

Data Management / Creation and Production

Headquarters:

Brazilian Organ Transplantation Society- ABTO

Av. Paulista. 2001 - 17º andar - cj 1704 / 1707

São Paulo - SP

CEP 01311-300

Phones: 55 11 3283-1753 / 3262-3353

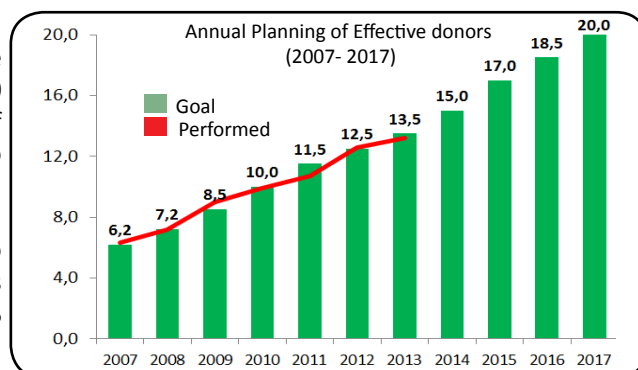
Fax: 55 11 3289-3169

e-mail: abto@abto.org.br

www.abto.org.br

Lower growth than expected

In 2007, the Society forecasted 10 to 15% increase in the number of effective deceased donors per year for the next 10 years. This goal was achieved until 2012 when the number of effective deceased donors increased from 5.2 pmp in 2007 to 12.5 pmp in 2012 (see graph). In 2013, the expected growth (13.5 pmp) was not achieved. While the number of potential deceased donor increased 10.5% in 2013, from 42.1 to 46.5 pmp, the conversion rate to effective deceased donors decreased from 30% to 28.5%, primarily driven by a 15% increase in family refusal, from 41% to 47%. In 11 states and the Federal District the rate of potential deceased donors was higher than 50 pmp. In 5 states, the conversion rate to effective deceased donors was higher than 35% while in 8 states this rate was lower than 15%. Regarding the effective deceased donor rate, the states with an outstanding result were Distrito Federal (33.1 pmp), Santa Catarina (27.2 pmp) and Ceará (22.2 pmp). While further growth was observed in 7 states with effective donor rate above 14 pmp, decrease or stagnation was observed in 8 states with effective donor rate below 5 pmp. In 3 states no donors were identified. To reach the proposed goal of 15 donors pmp in 2014 (see graph), substantial efforts in all areas involved in the process of organ donation will have to be developed, with special dedication directed to those states with reduced rates of organ donation.



The total number of renal transplants ($n=5.433$) increased only 0.4% and failed to reach the proposed goal of 5.700 transplants. There was a 3.8% increase in the number of transplants with deceased donors but an 8.4% reduction in transplants with living donors. Some states performed more than 45 kidney transplants pmp (RS: 50.9 pmp; DF: 49.8 pmp; SP: 46.4 pmp). The rate of 7.2 living donor kidney transplants pmp is the lowest registered during the last 15 years. Only PR (16.6) and SP (12.6) performed more than 10 transplants pmp with living donors. This tendency will affect our proposal of reaching 15 living donor kidney transplants pmp by 2017. Four years patient and graft survival rates for living (95% and 88%) and deceased (90% and 78%) donor kidney transplants have been maintained stable.

The total number of liver transplants ($n=1.723$) increased by 7.8%, close to the 1.750 expected for 2013. There was an increase in both living (16.2%) and deceased (7.1%) donor liver transplants. Only the state of CE (23.0 pmp) and the DF (20.6 pmp) surpassed 20 liver transplants pmp. For years patient and graft survival rates had been 79% and 68%, respectively.

The total number of heart transplants (271) increased 19%. Nevertheless, hearts were procured and transplanted from only 11% of all effective organ donors, yielding only 1.4 heart transplants pmp rate. Only the DF (11.3 pmp) had more than 5 heart transplants pmp. Four years patient had been 68%.

The total number of lung transplants increased (16%) for the second year in 2013. Yet, in only 3.2% of all effective organ donors lungs were procured and transplanted. For the first time, lung transplant was performed in five States and only in the State RS transplantation rate was higher than 1 pmp (2.9 pmp). Four years patient rate had been 57%.

A total of 142 pancreas transplants were performed in only seven states (0.7 pmp), which represents a 6% reduction in 2013. Only PR performed over two pancreas transplants pmp (2.2 pmp).

Bone marrow transplantation increased by 4%, maintaining a continuous and slow growth. A total of 1.813 transplants (9.5 pmp) were performed, 37% allogenic. These transplants were performed in 13 states, with higher rates seen in SP (48.1 pmp) and PE (39.3 pmp).

Corneal transplantation, which had registered a continuous growth reaching 15.281 (80.1 pmp) in 2012, decreased 10% in 2013 (72.1 pmp). The estimated need is around 90 to 100 corneal transplants pmp and a few states has no waiting list. Over 100 transplants pmp were performed in SP (112.6 pmp), DF (119.6 pmp) and GO (116.3 pmp).

Although the number of most of the organ and tissue transplants increased in 2013, the observed growth was not sufficient to fulfill the predicted need of the Brazilian population.

Jose Medina Pestana
Valter Duro Garcia
abto@abto.org.br

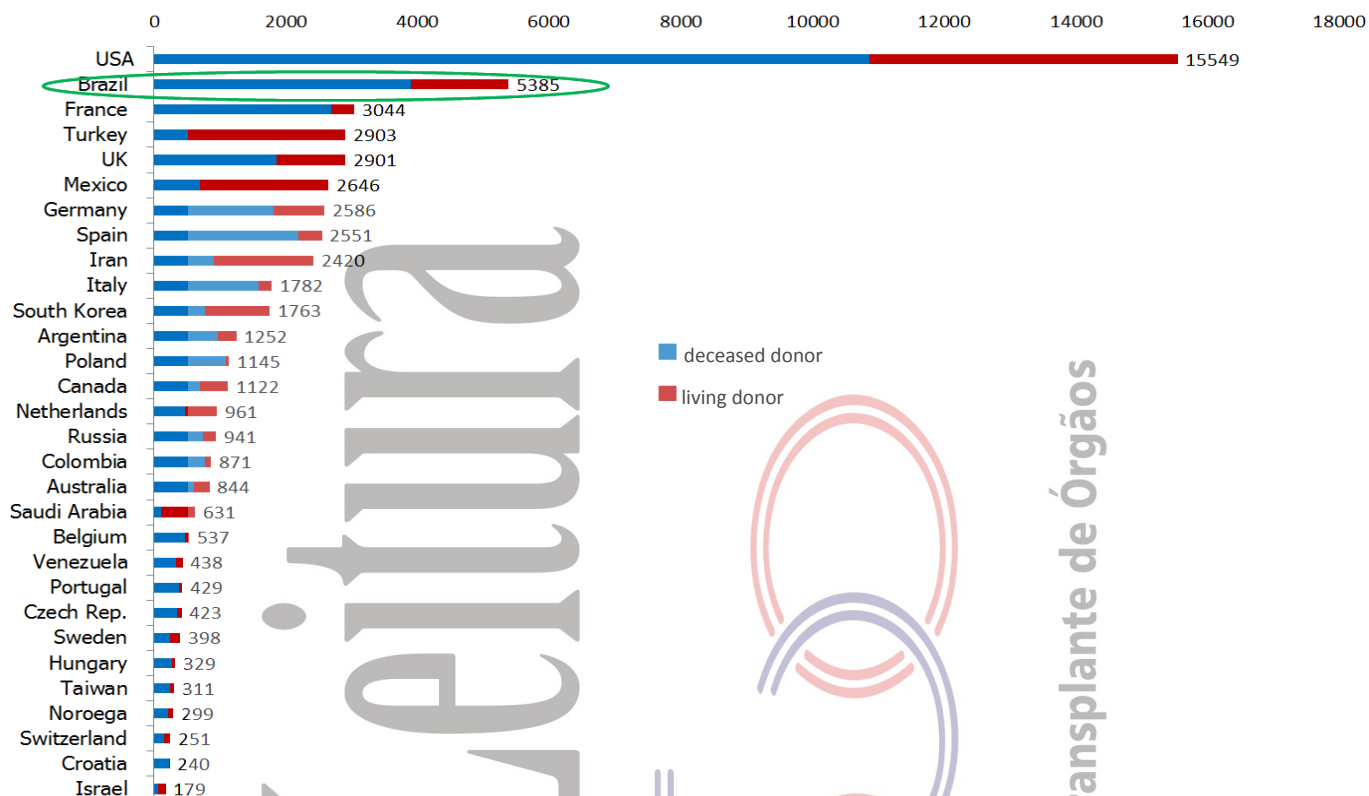
INDEX

BRAZIL'S STANDING IN GLOBAL FIGURES	3
BRAZILIAN DATA	6
Annual number of transplants in Brazil from 2003 to 2013	8
KIDNEY	9
LIVER	10
HEART	11
PANCREAS	12
LUNG	13
Bone Marrow and Tissue	14
CORNEA	15
BONE	15
PEDIATRIC TRANSPLANTS	16
BRAZILIAN REGIONAL DATA	18
GENERAL INFORMATION	18
ORGAN DONATION	19
TISSUE TRANSPLANTS	19
ORGAN TRANSPLANTS	20
DATA BY STATE	22
Pacients on waiting list (december 2013)	22
Organ Donation for 2013	22
Number of Notifications of potential donors. effective donors and donors whose organs were transplanted by State during the year 2013	23
Causes of non-fulfillment of organ donation of notified potential donors during the year 2013	24
Profile: age. gender. cause of death and blood group of the organ donors	25
Acre	26
Alagoas	28
Amapá	30
Amazonas	32
Bahia	34
Ceará	36
Distrito Federal	38
Espirito Santo	40
Goiás	42
Maranhão	44
Mato Grosso	46
Mato Grosso do Sul	48
Minas Gerais	50
Pará	52
Paraíba	54
Paraná	56
Pernambuco	58
Piauí	60
Rio de Janeiro	62
Rio Grande do Norte	64
Rio Grande do Sul	66
Rondônia	68
Roraima	70
Santa Catarina	72
São Paulo	74
Sergipe	76
Tocantins	78

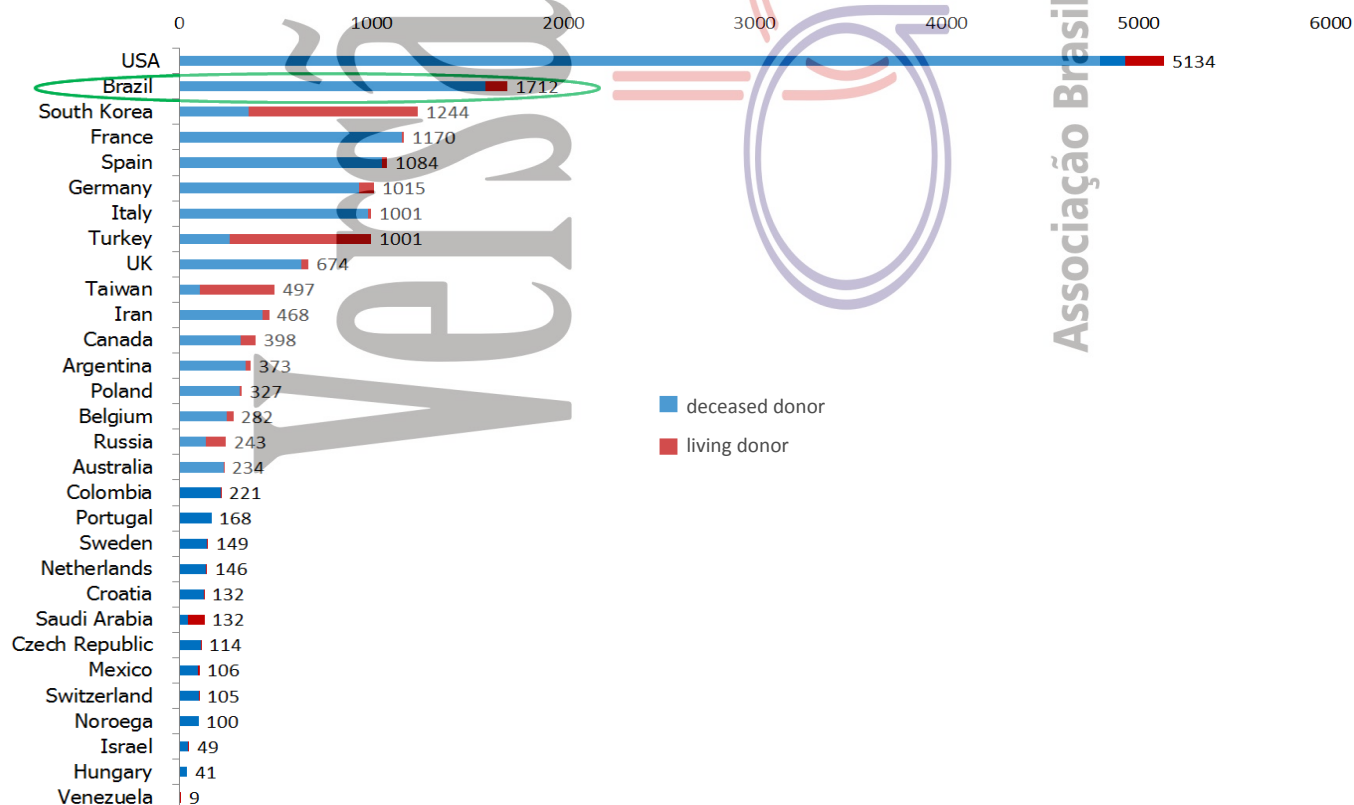
BRAZIL'S STANDING IN GLOBAL FIGURES

Source: IRODAT 2012

Brazil is ranked second in absolute number of kidney transplants (from 30 countries) - Year 2012



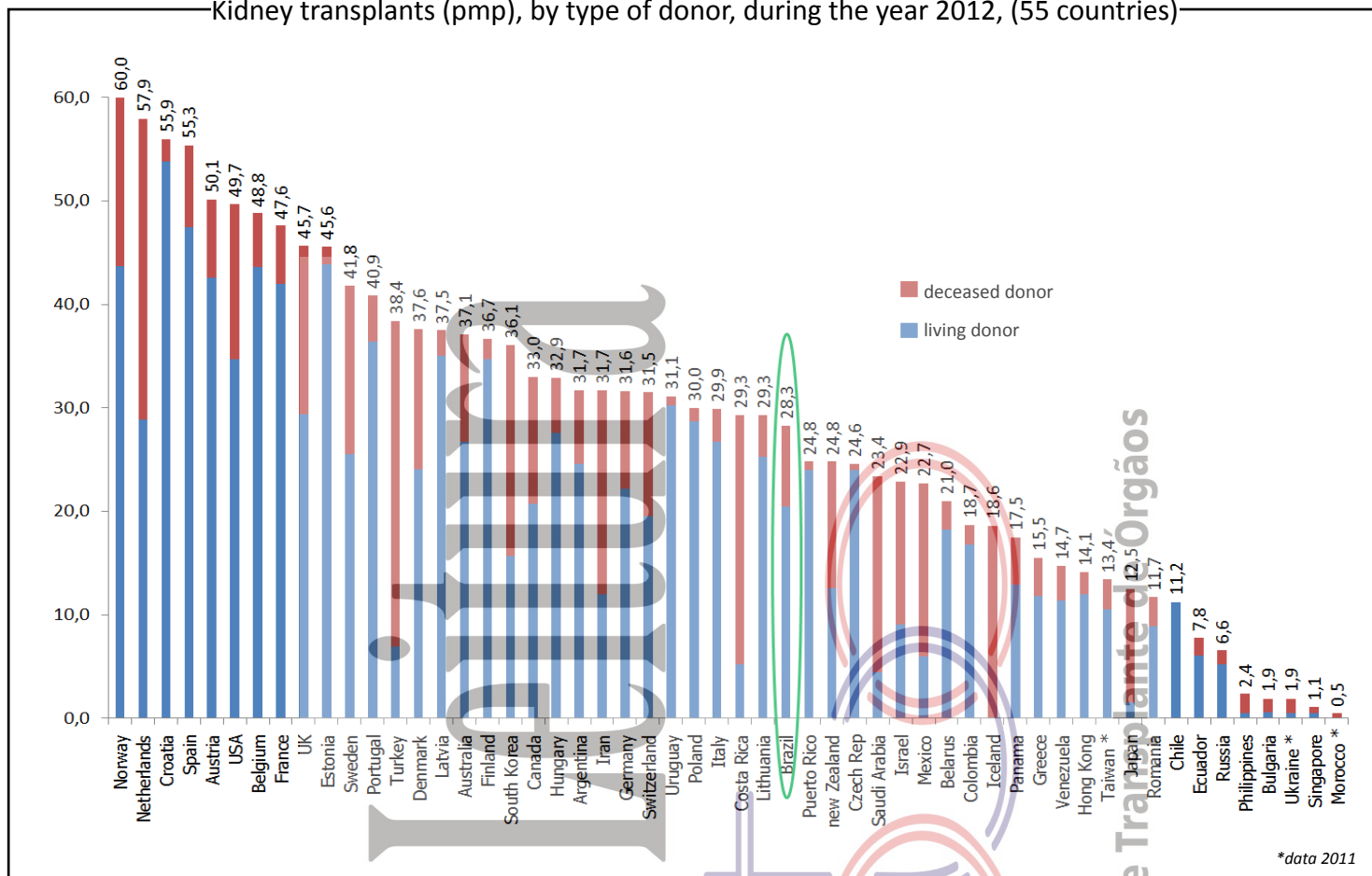
Brazil is ranked second in absolute number of liver transplants (from 30 countries) - Year 2012



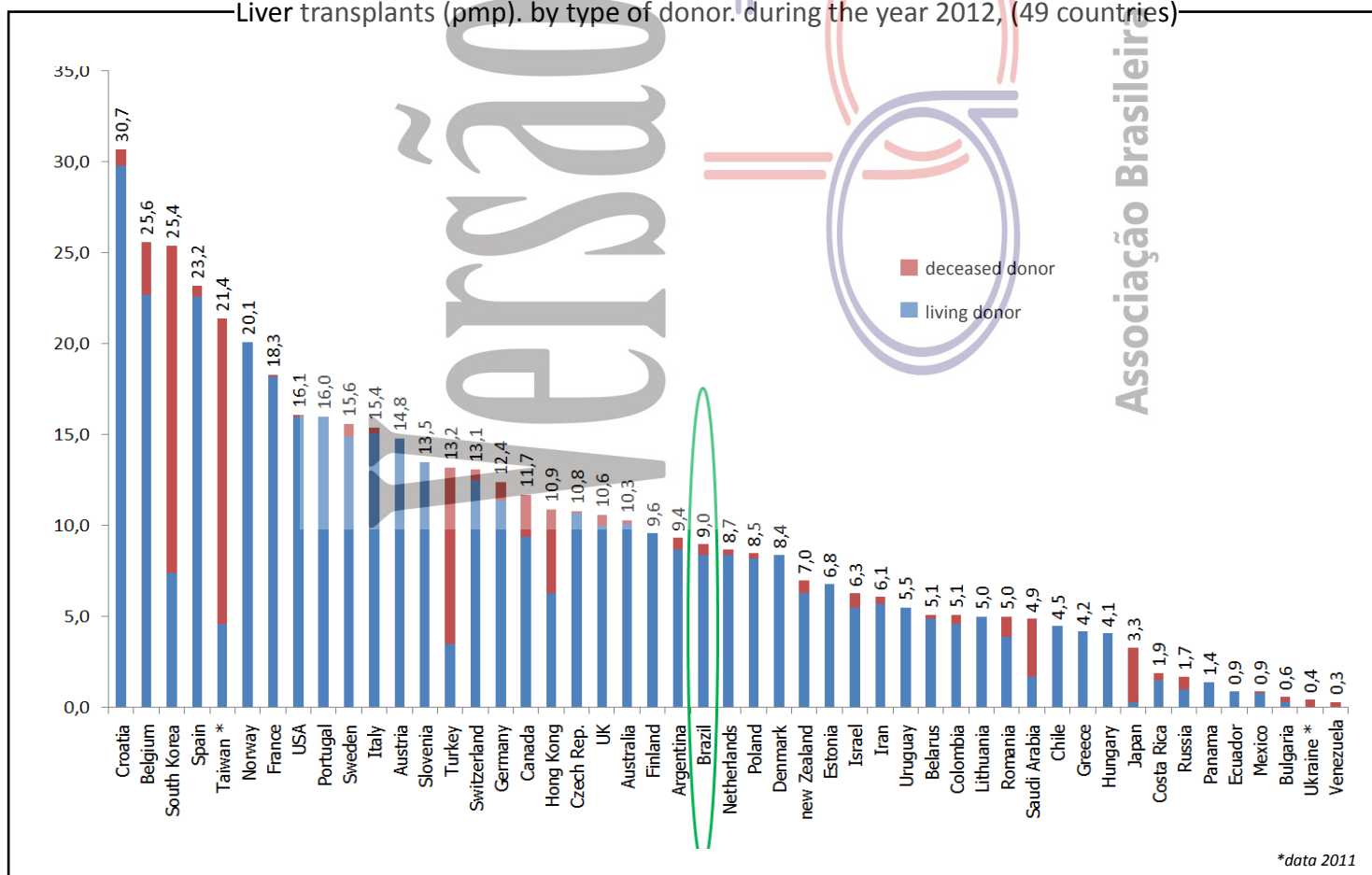
BRAZIL'S STANDING IN GLOBAL FIGURES

Source: IRODAT 2012

Kidney transplants (pmp), by type of donor, during the year 2012, (55 countries)



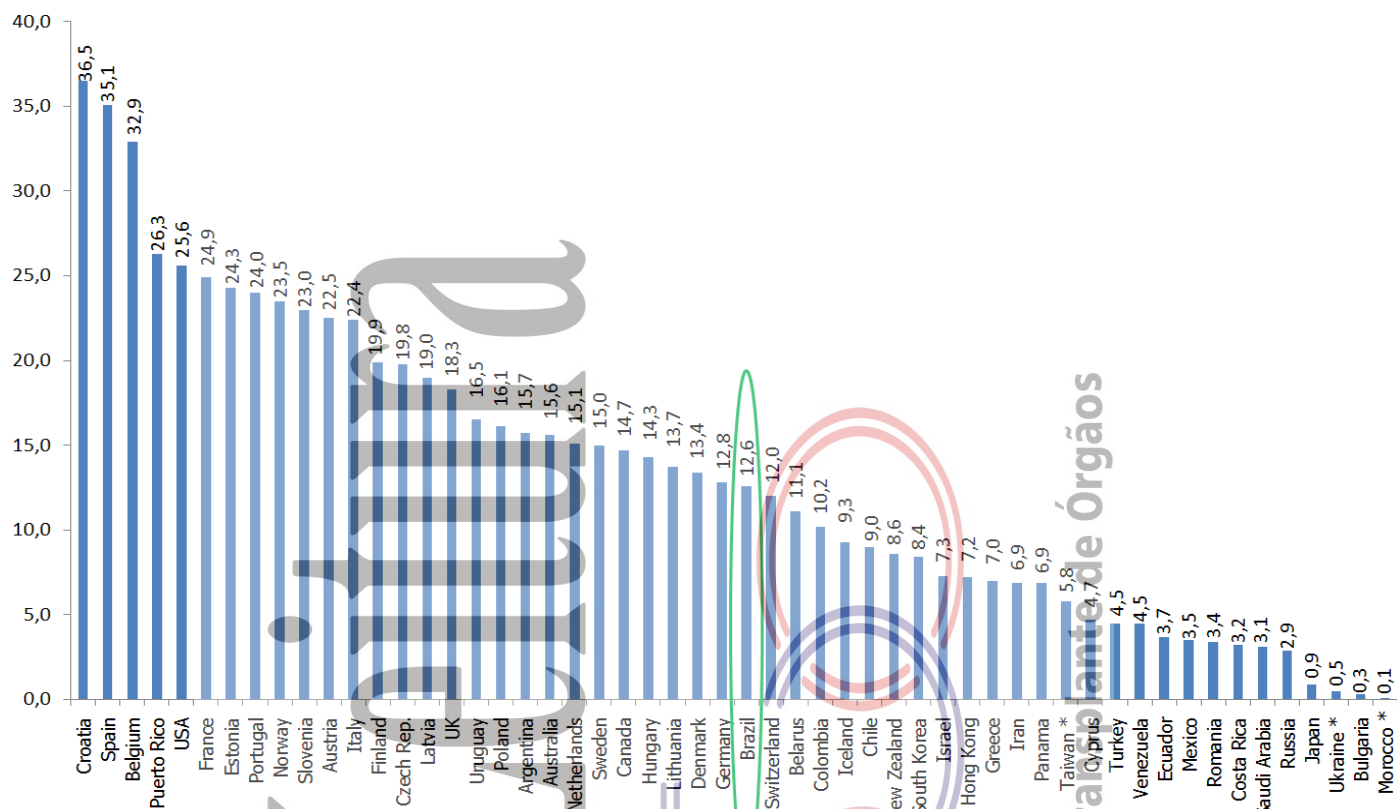
Liver transplants (pmp), by type of donor, during the year 2012, (49 countries)



BRAZIL'S STANDING IN GLOBAL FIGURES

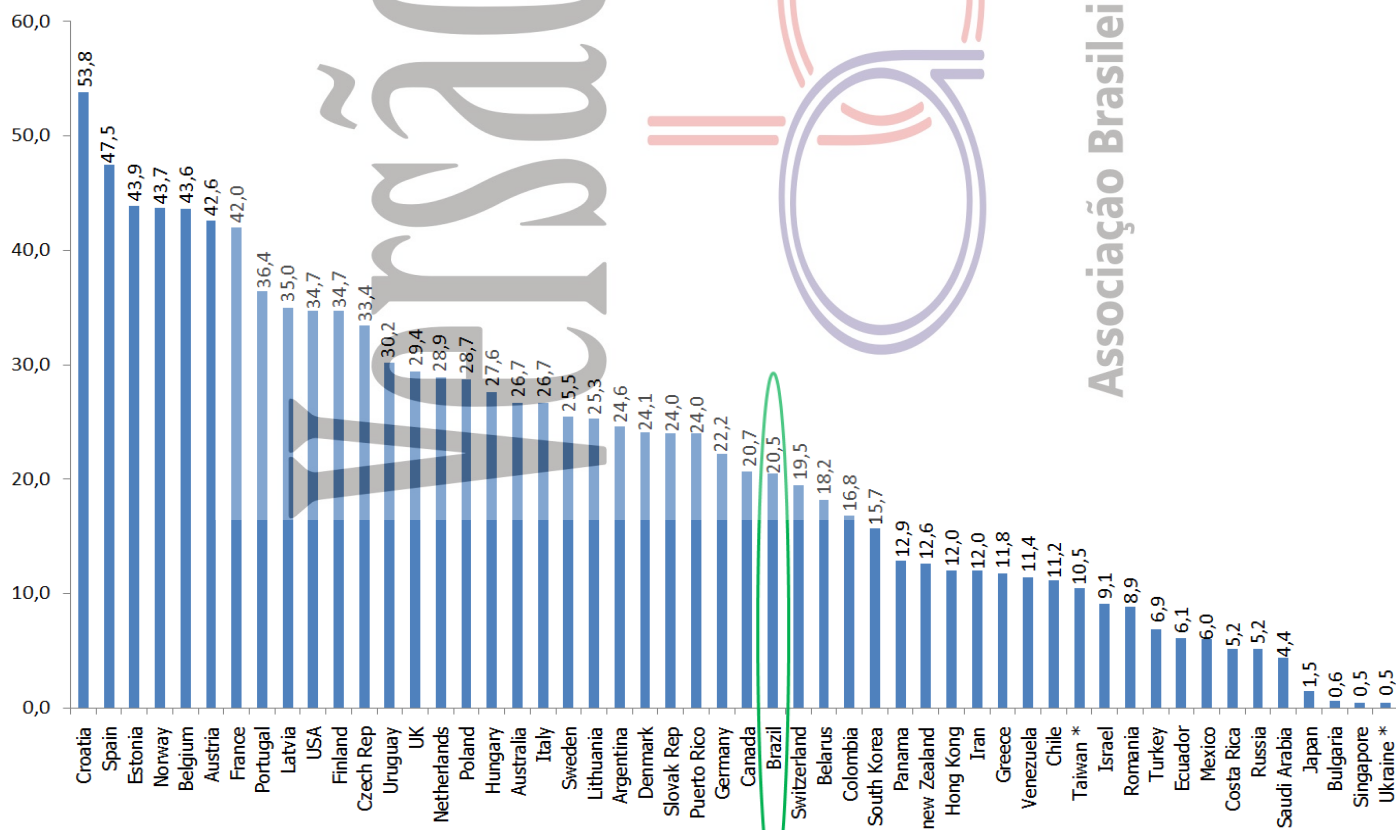
Source: IRODAT 2012

Number of effective donors (pmp) in the year 2012, (54 countries)



*data 2011

Kidney transplants (pmp) from deceased donors during the year 2012, (53 countries)



*data 2011

BRAZILIAN DATA

Population	190,755,799	Estimated annual demand and number of transplants		Cornea	Kidney	Liver	Heart
Area(Km ²)	8,514,876.60	Estimated demand		17,168	11,445	4,769	1,145
GDP per capita (U\$)	11.334,55	Transplants performed		13,744	5,433	1,723	271

Number of deaths per year	2006	2007	2008	2009	2010	2011	2012	2013
All causes	1,031,691	1,047,824	1,077,007	1,103,088	1,136,947	1,170,498	Unavailable	Unavailable
External causes	128,388	131,032	135,936	138,697	143,256	145,842	Unavailable	Unavailable
Neurological causes	19,166	20,413	21,609	23,018	25,303	26,948	Unavailable	Unavailable
Population (IBGE census)	169,799,170	183,987,291	183,987,291	183,987,291	190,755,799	190,755,799	190,755,799	190,755,799

Source: <http://cnes.datasus.gov.br> 2013-12-17

Hospital

Total number	6,295
State capitals	1,393
Country side	4,902
Nº of beds	475,755
Nº of ICU beds	37,815
Hospitals with over 80 beds	1,818
Teaching hospitals	136
Medical schools	188
Neurosurgery services	411
Number of CIHDOTTS	628
Number of OPOs	42

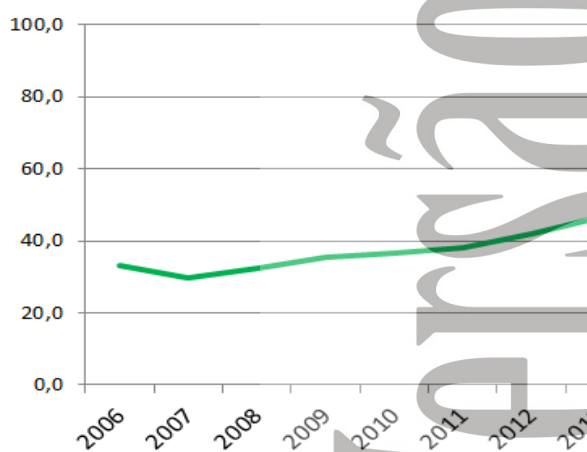
The Brazilian transplant program continues to grow every year. Brazil has almost 500,000 hospital beds distributed across nearly 6000 hospitals, of which 1818 have over 80 beds. With over 190 million inhabitants, we have practically no waiting list for corneal transplants and are currently performing nearly 40% of the annual needs of kidney and 30% of the annual needs of liver transplants.

The hospital-based transplant coordinators are essential for the identification and notification of potential donors to corresponding State Central Offices.

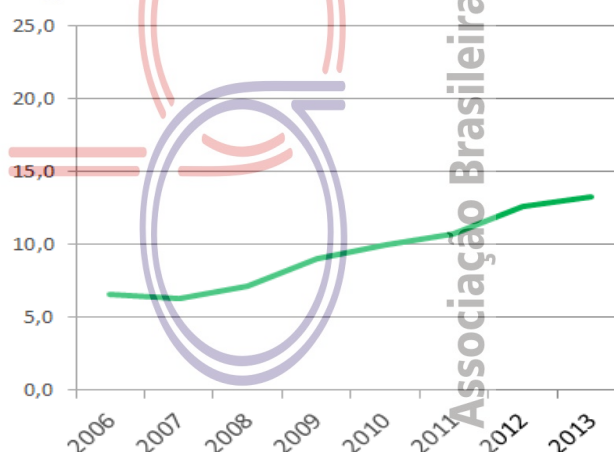
The increasing number of transplants with organs recovered from deceased donors every year was associated with a reduction in the number of transplants with living donor organs in almost every Brazilian State.

ORGAN DONATION

Notified potential donors - pmp



Effective donor - pmp

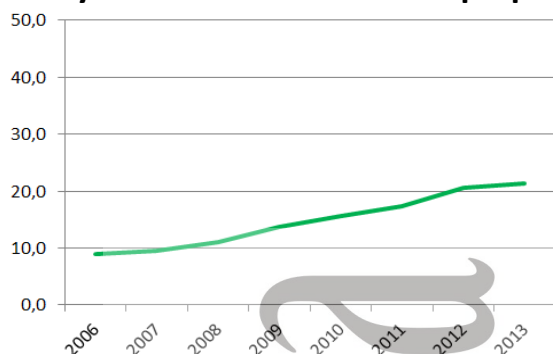


	2006	2007	2008	2009	2010	2011	2012	2013
Number of effective donors	1,109	1,150	1,317	1,658	1,898	2,048	2,406	2,526
Number of effective donor (pmp)	6.5	6.3	7.2	9.0	9.9	10.7	12.6	13.2
Potential donors	5,627	5,494	5,992	6,490	6,979	7,238	8,025	8,871
Number of potential donors(pmp)	33.1	29.9	32.6	35.3	36.6	37.9	42.1	46.5
Non consenting families	1539	1507	1329	1390	1800	1937	2315	2,622
Percentage of rejection of interviews	Unavailable	Unavailable	Unavailable	Unavailable	Unavailable	Unavailable	41%	47%
Cardiopulmonary Arrest	Unavailable	Unavailable	1428	1350	1279	1205	1188	1,292
Medical Contraindications	2173	1832	839	1101	991	832	836	1,150
Others	806	1005	1079	991	1011	1216	1280	1,281

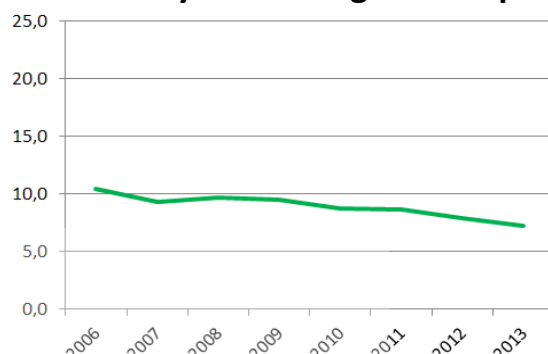
BRAZILIAN DATA

Organ Transplantation

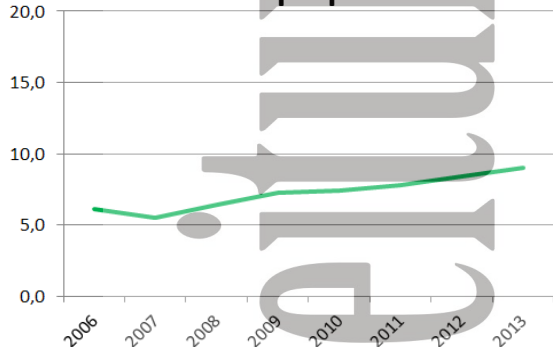
Kidney from deceased donor - pmp



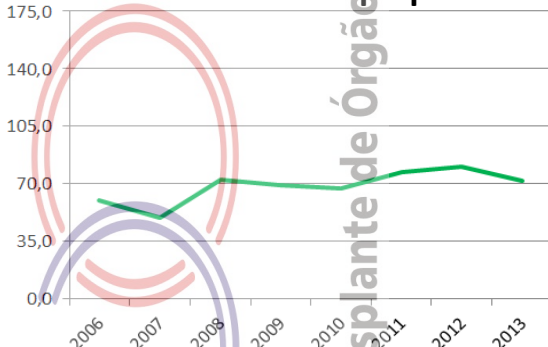
Kidney from living donor - pmp



Liver - pmp



Cornea-pmp



Number of teams that performed transplantations during the year

	2006	2007	2008	2009	2010	2011	2012	2013
Cornea	Unavailable	Unavailable	Unavailable	Unavailable	Unavailable	Unavailable	Unavailable	Unavailable
Kidney	144	140	142	140	140	126	124	129
Liver	50	49	48	51	55	57	59	60
Pancreas	31	29	26	21	21	26	19	21
Heart	29	33	30	33	26	27	27	33
Lung	7	4	4	5	4	6	6	7

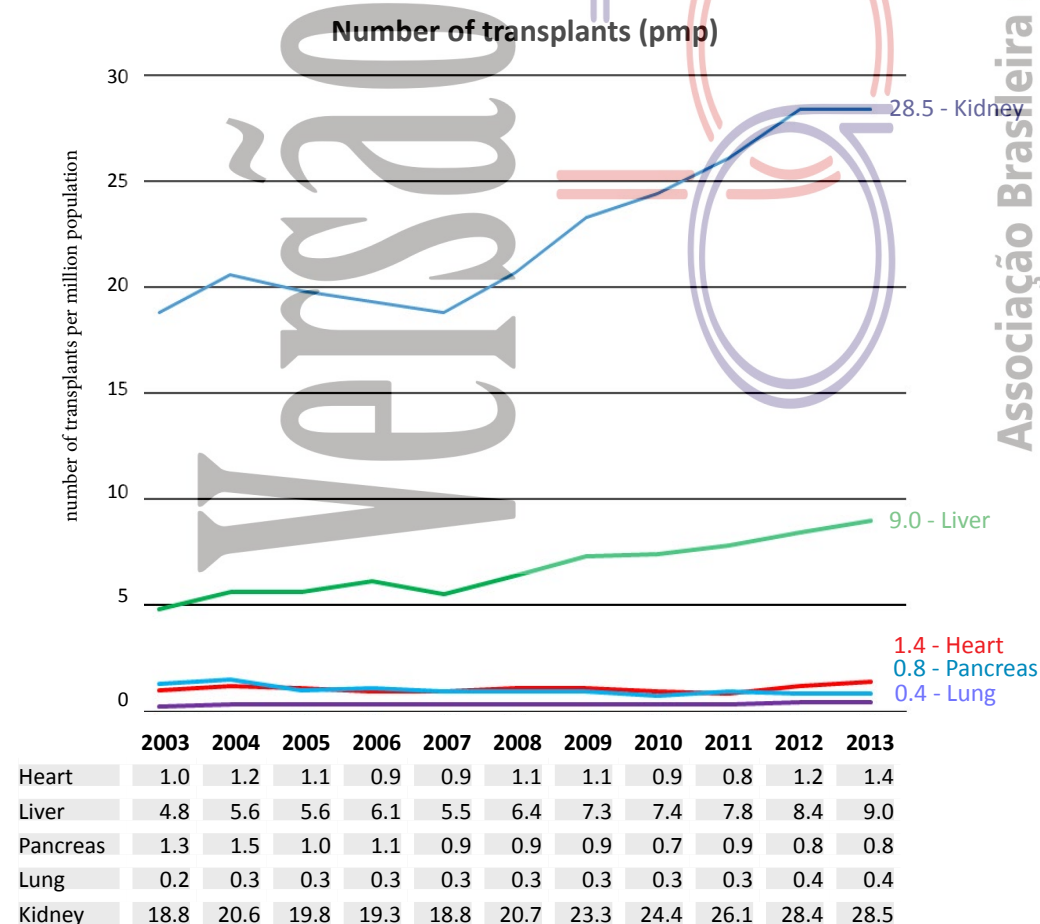
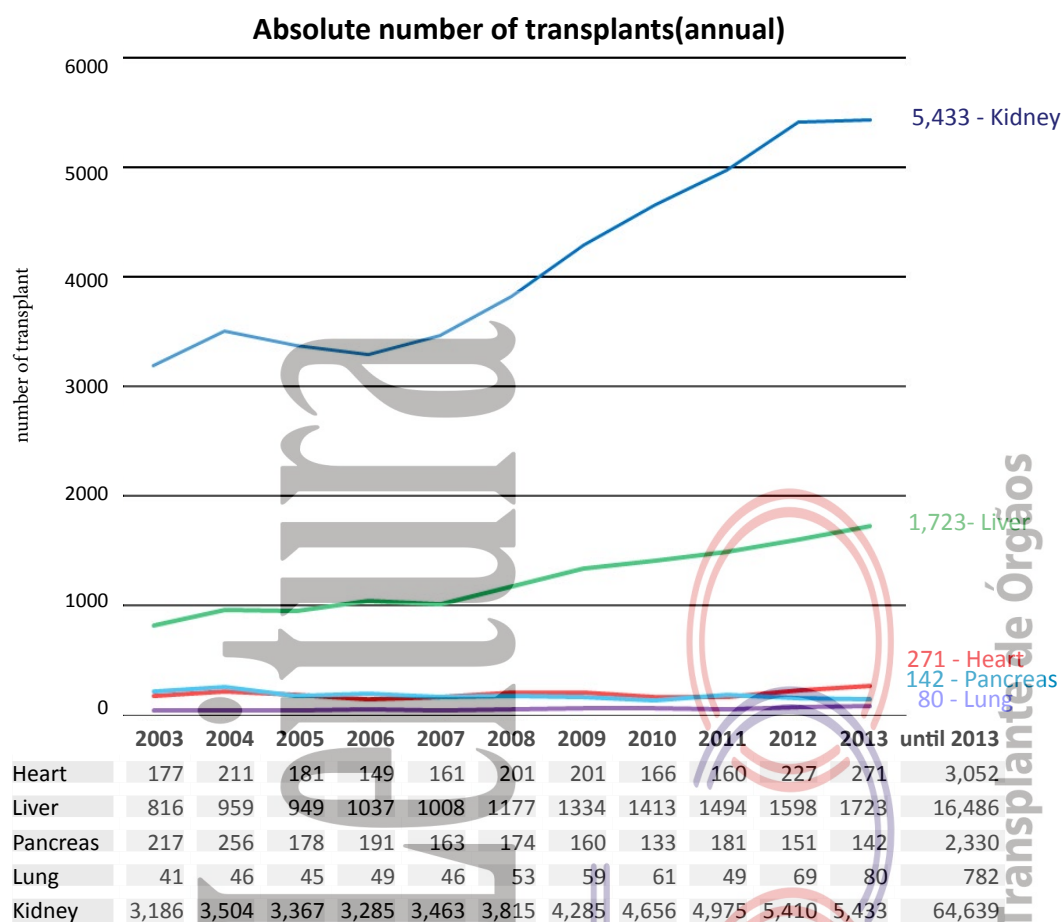
Absolute number of transplants

	2006	2007	2008	2009	2010	2011	2012	2013
Cornea	10,124	9,040	13,341	12,723	12,778	14,696	15,281	13,744
Kidney	3,285	3,463	3,815	4,285	4,656	4,975	5,410	5,433
<i>living donors</i>	1,760	1,714	1,780	1,742	1,655	1,650	1,499	1,373
<i>deceased donors</i>	1,525	1,749	2,035	2,543	3,001	3,325	3,911	4,060
Liver	1,037	1,008	1,177	1,334	1,413	1,494	1,599	1,723
Pancreas	191	163	174	160	133	181	151	142
Heart	149	161	201	201	166	160	227	271
Lung	49	46	53	59	61	49	69	80

Number of transplants pmp

	2006	2007	2008	2009	2010	2011	2012	2013
Cornea	59.6	49.1	72.5	69.2	67.0	77.0	80.1	72.1
Kidney	19.3	18.8	20.7	23.3	24.4	26.1	28.4	28.5
<i>living donor</i>	10.4	9.3	9.7	9.5	8.7	8.6	7.9	7.2
<i>deceased donor</i>	9.0	9.5	11.1	13.8	15.7	17.4	20.5	21.3
Liver	6.1	5.5	6.4	7.3	7.4	7.8	8.4	9.0
Pancreas	1.1	0.9	0.9	0.9	0.7	0.9	0.8	0.7
Heart	0.9	0.9	1.1	1.1	0.9	0.8	1.2	1.4
Lung	0.3	0.3	0.3	0.3	0.3	0.3	0.4	0.4

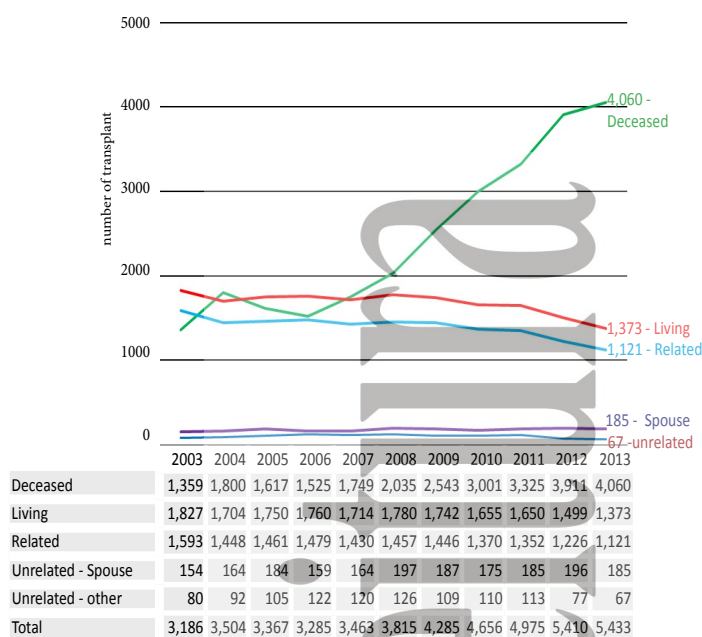
Annual number of transplants in Brazil between 2003 and 2013



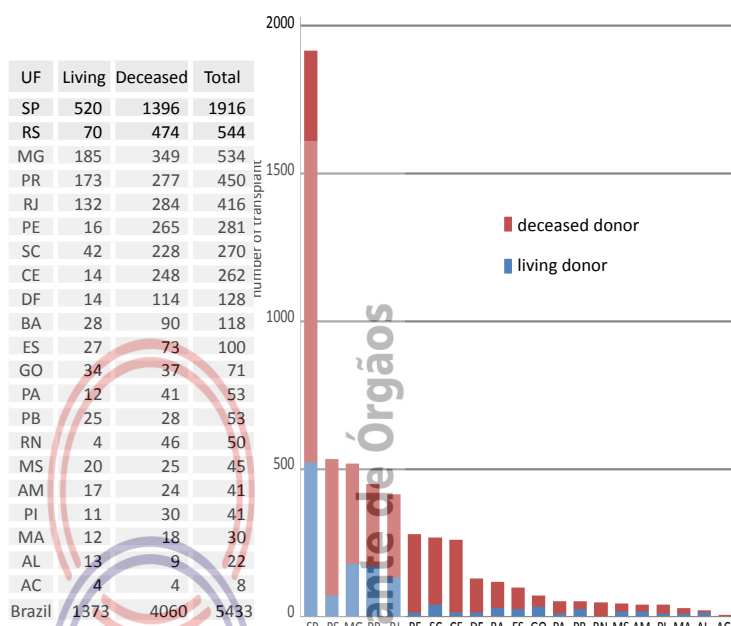
Annual number of transplants in Brazil between 2003 and 2013

Kidney (in 21 state with 129 active teams)

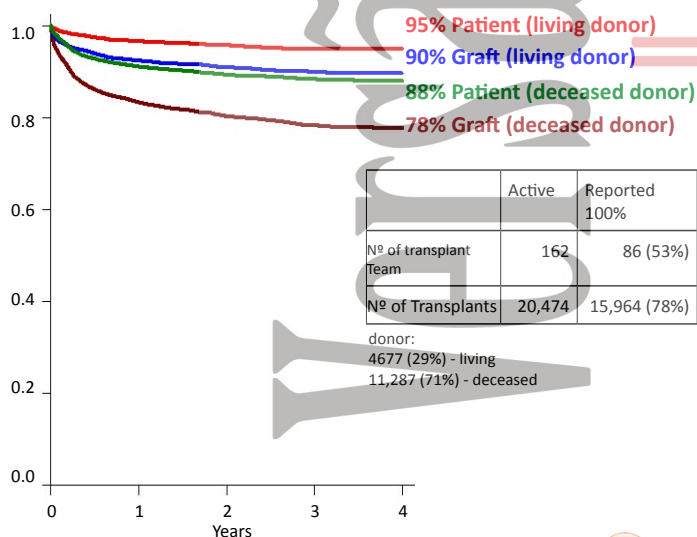
Annual Number of Transplants by donor type



Number of transplants by state during the year 2013



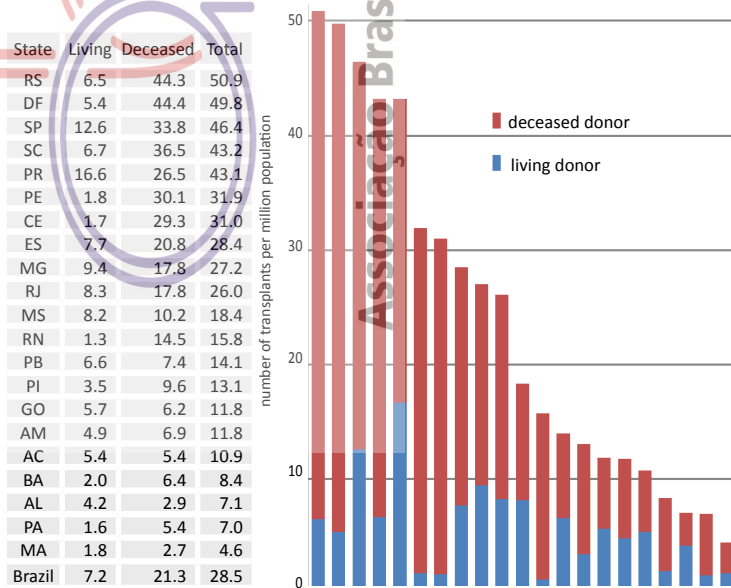
Survival Curve: Registry set up on 2010-01-01



Cumulative survival include data from transplant teams who reported 100% of their results during the period



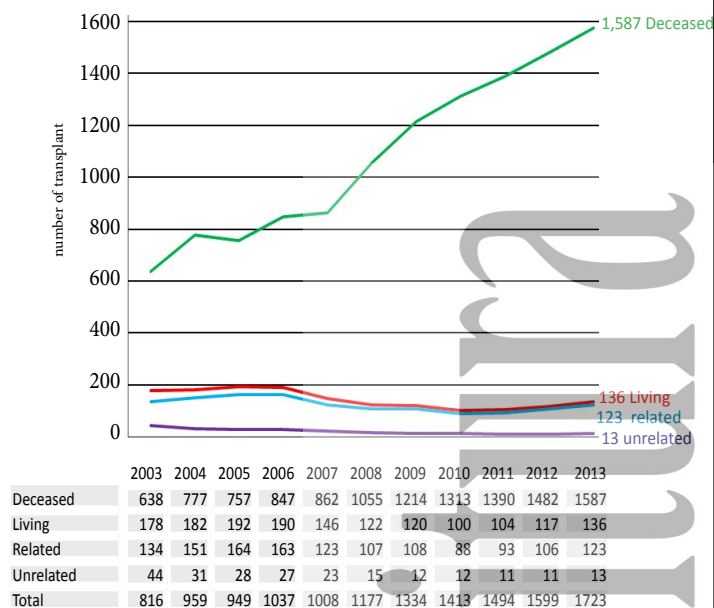
Number of transplants per million population by state during the year 2013



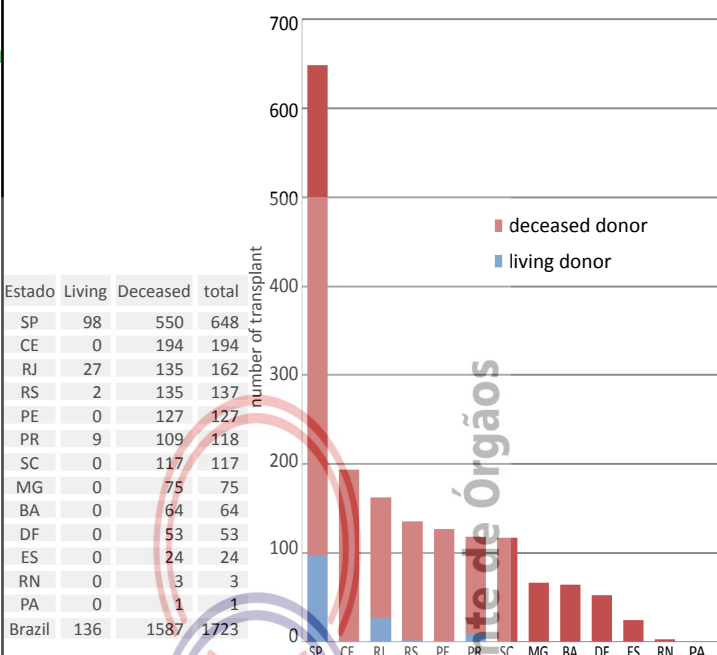
Annual number of transplants in Brazil between 2003 and 2013

Liver - (in 13 states, with 60 active teams)

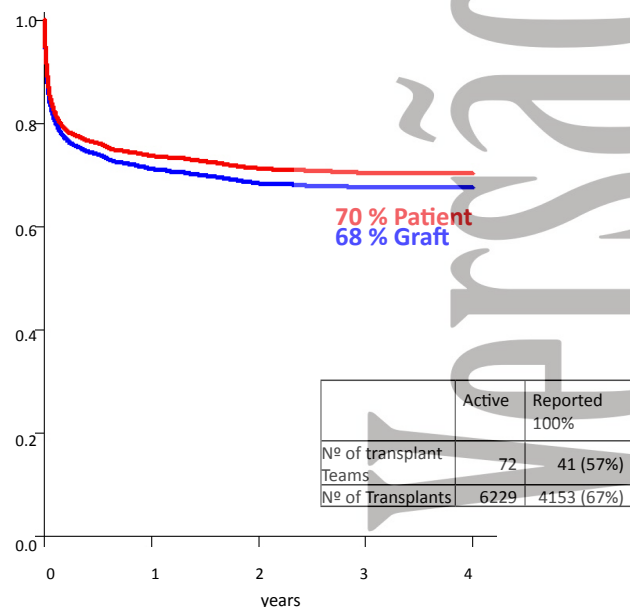
Annual Number of Transplants by donor type



Number of transplants by state during the year 2013



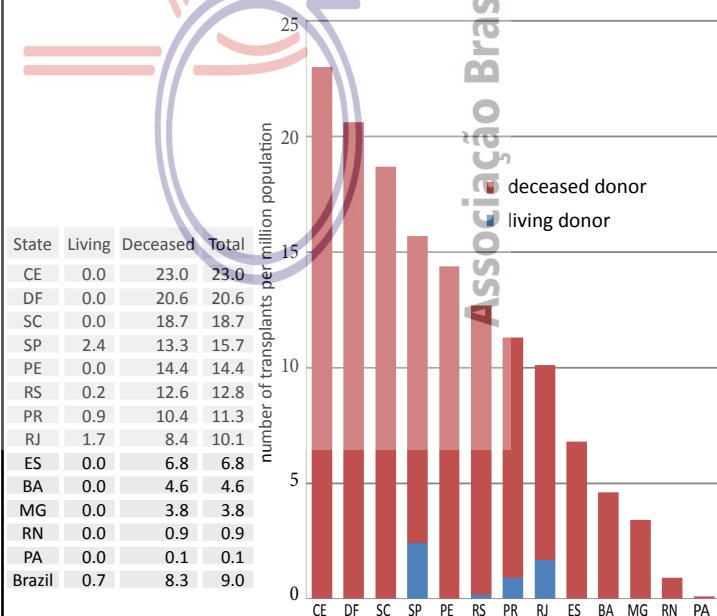
Survival Curve: Registry set up on 2010-01-01



Cumulative survival include data from transplant teams who reported 100% of their results during the period



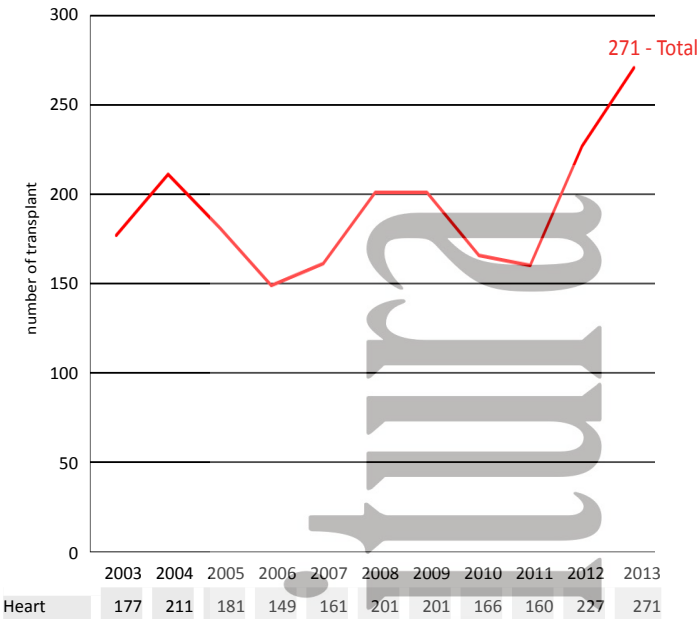
Number of transplants per million population by state during the year 2013



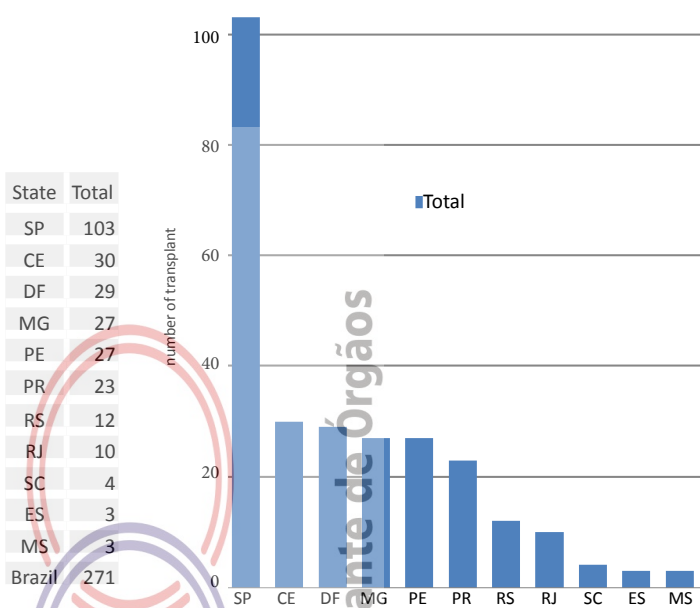
Annual number of transplants in Brazil between 2003 and 2013

Heart - (in 11 states, with 33 active teams)

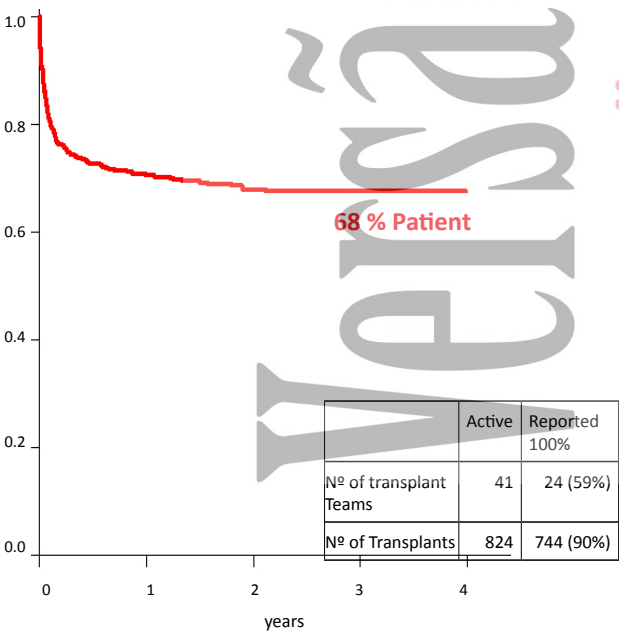
Annual number in Brazil



Annual number of transplants by state during the year 2013.

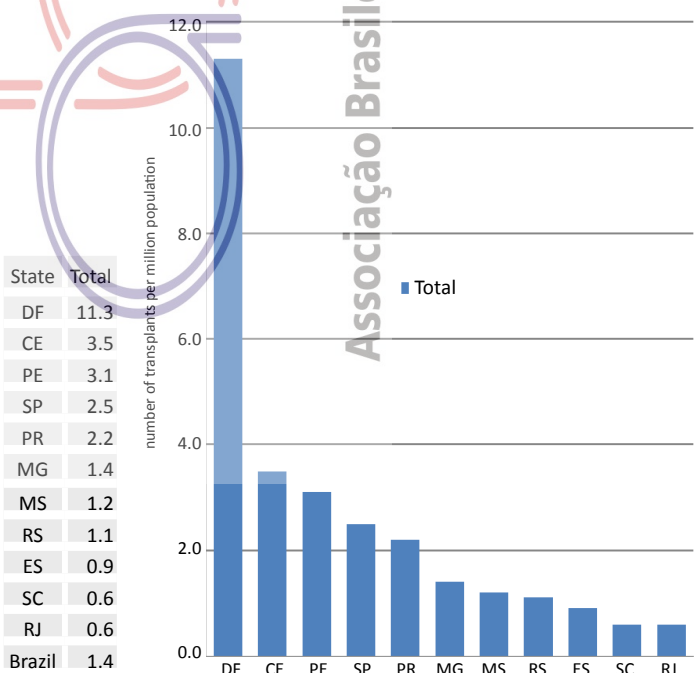


Survival Curve: Registry set up on 2010-01-01



Cumulative survival include data from transplant teams who reported 100% of their results during the period

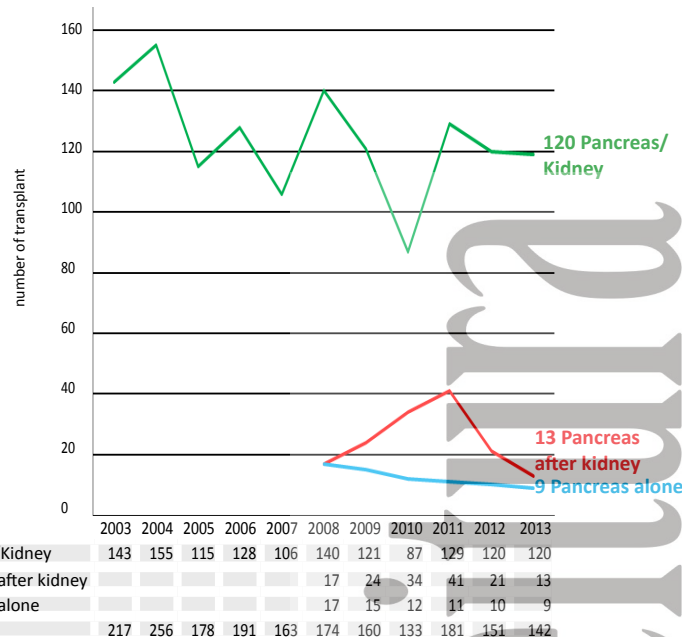
Number of transplants per million population by state during the year 2013



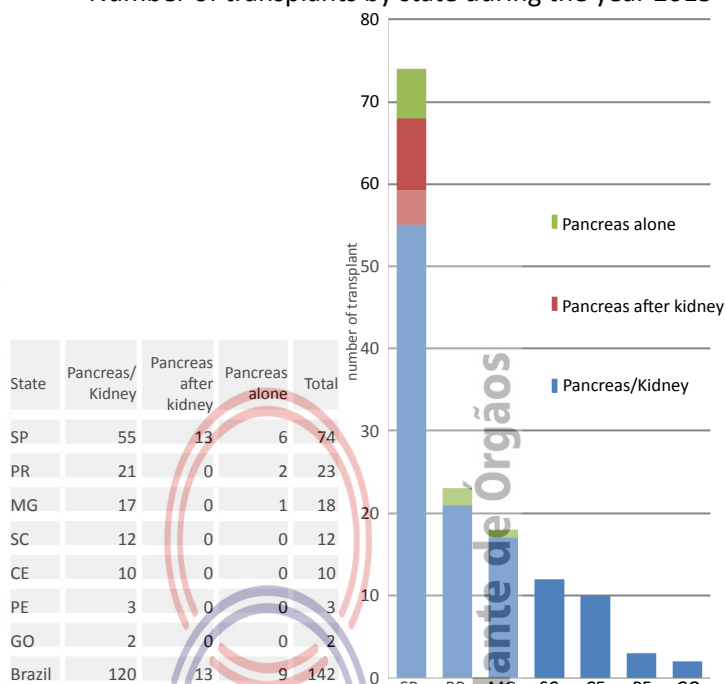
Annual number of transplants in Brazil between 2003 and 2013

Pancreas - (in 7 states, with 21 active teams)

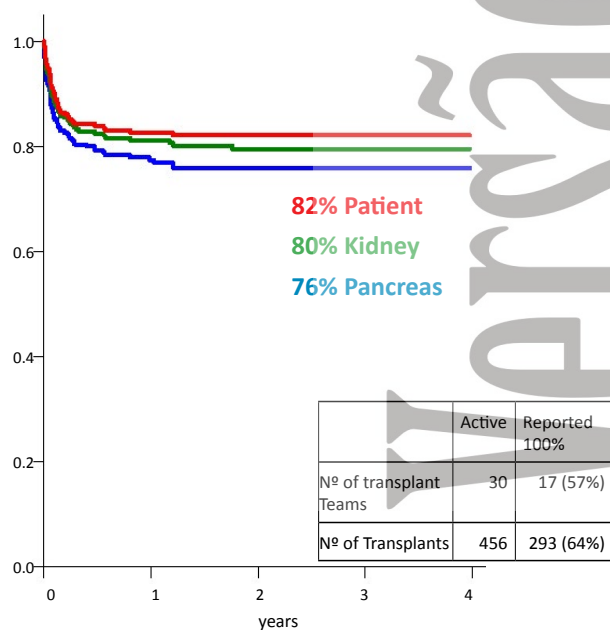
Annual number in Brazil



Number of transplants by state during the year 2013



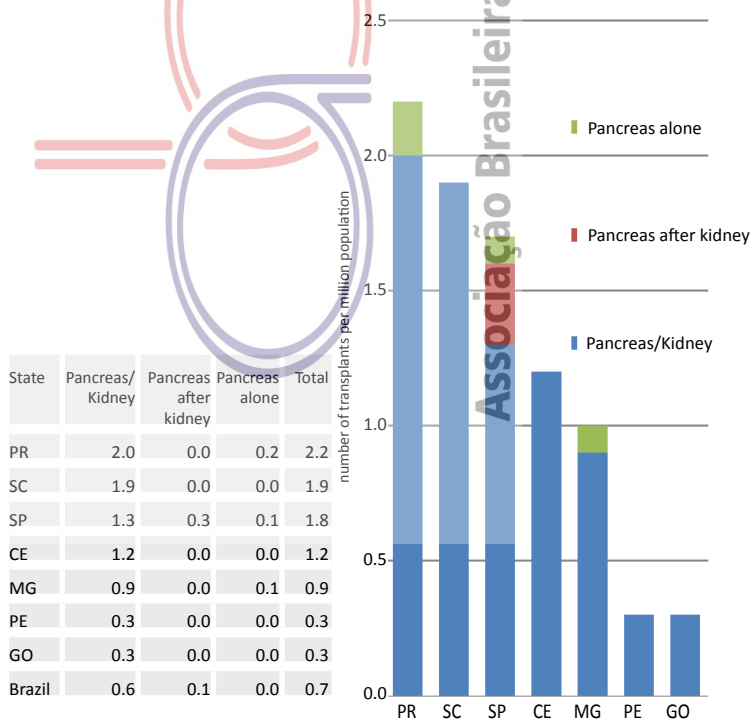
Survival Curve: Registry set up on 2010-01-01 (Pancreas/Kidney)



Cumulative survival include data from transplant teams who reported 100% of their results during the period

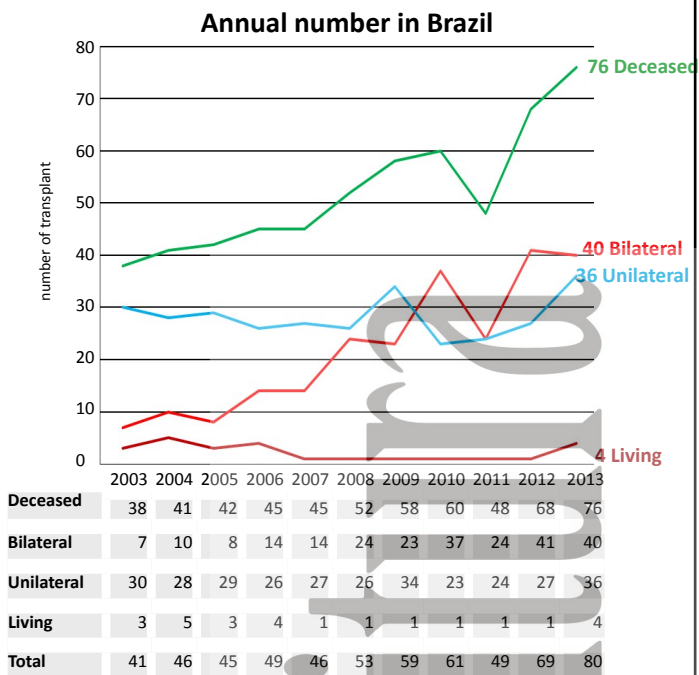


Number of transplants per million population by state during the year 2013

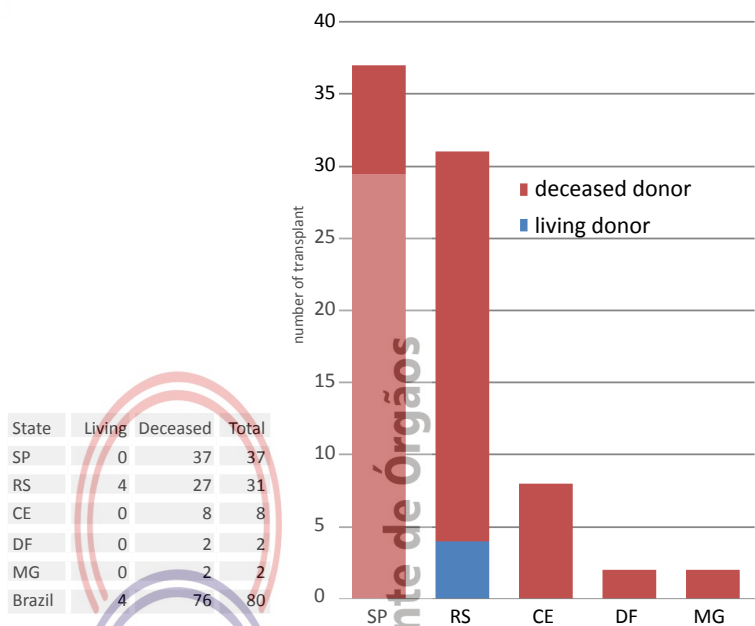


Annual number of transplants in Brazil between 2003 and 2013

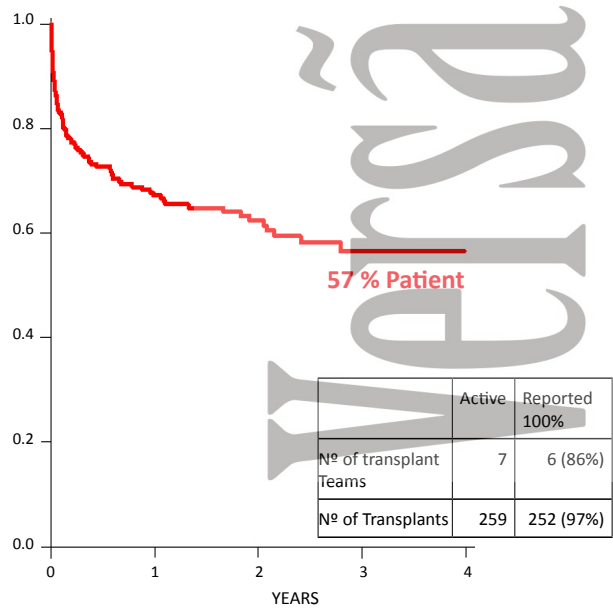
Lung - (in 5 states, with 7 active teams)



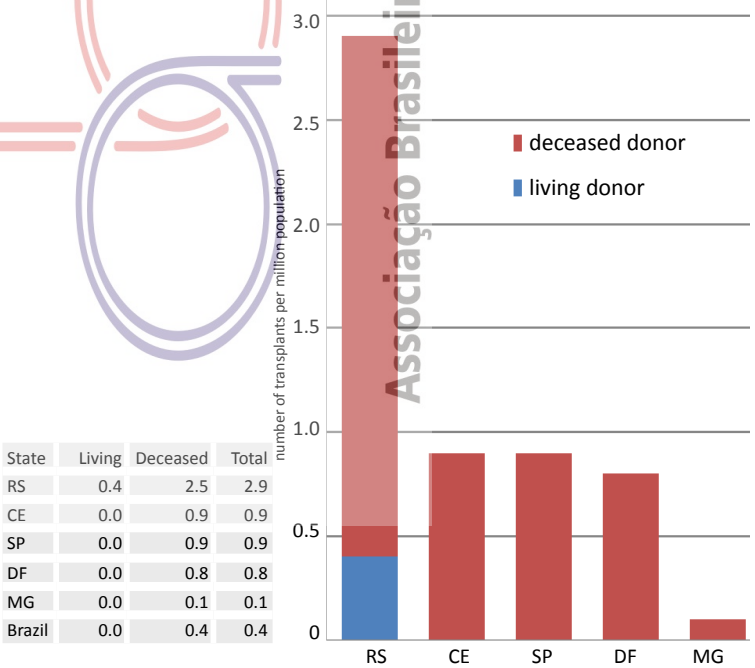
Number of transplants by state during the year 2013



Survival Curve: Registry set up on 2010-01-01



Number of transplants per million population by state during the year 2013



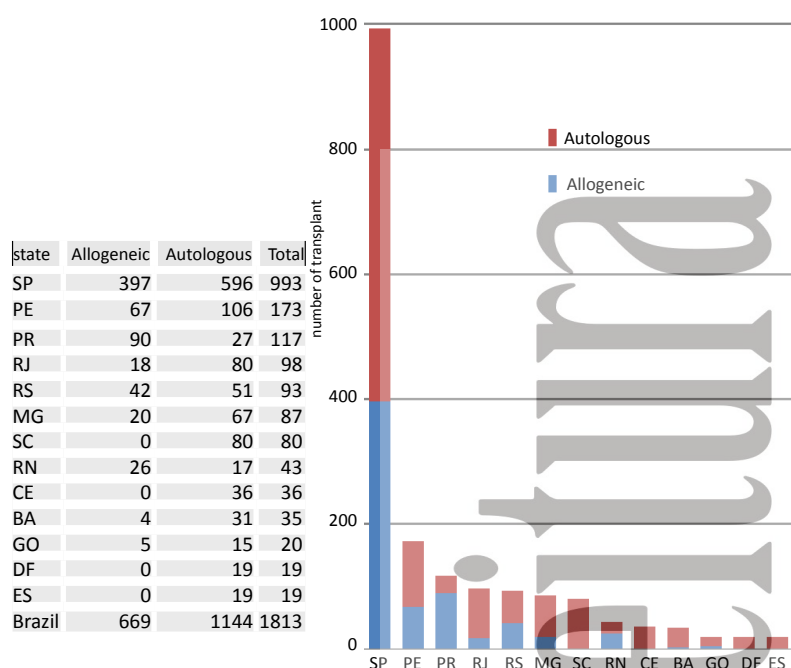
Cumulative survival include data from transplant teams who reported 100% of their results during the period



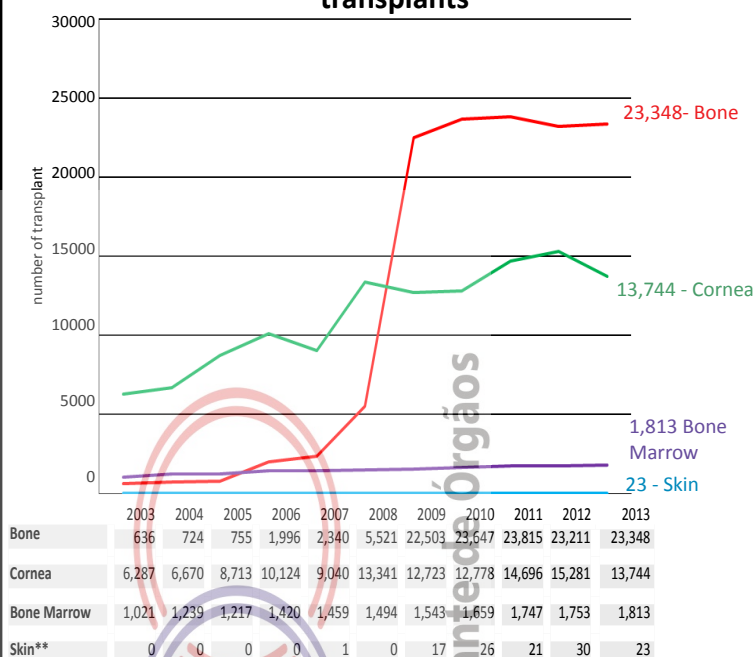
Annual number of transplants in Brazil between 2003 and 2013

Bone Marrow - (in 13 states, with 49 active teams)

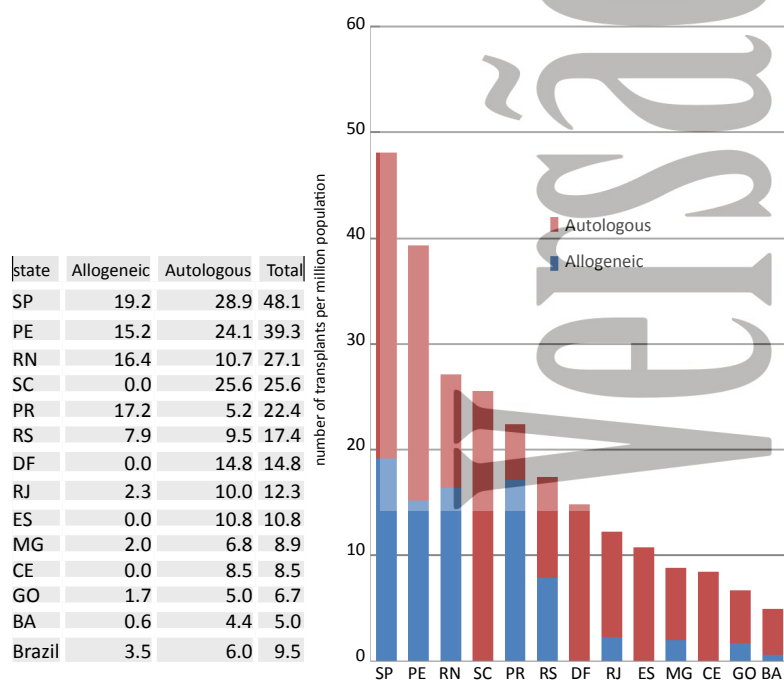
Number of Bone Marrow transplants by state during the year 2013



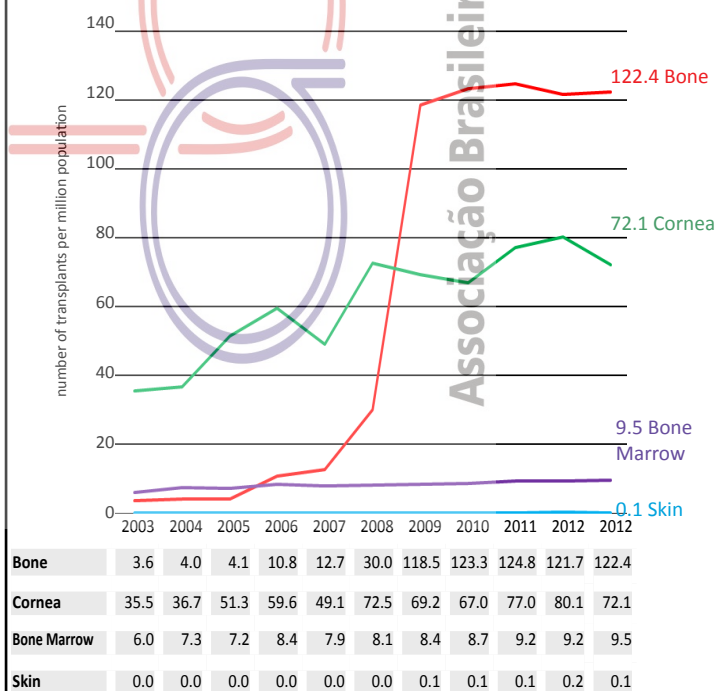
Annual number of tissue and Bone Marrow transplants



Number of Bone Marrow Transplants per million population by state during the year 2013



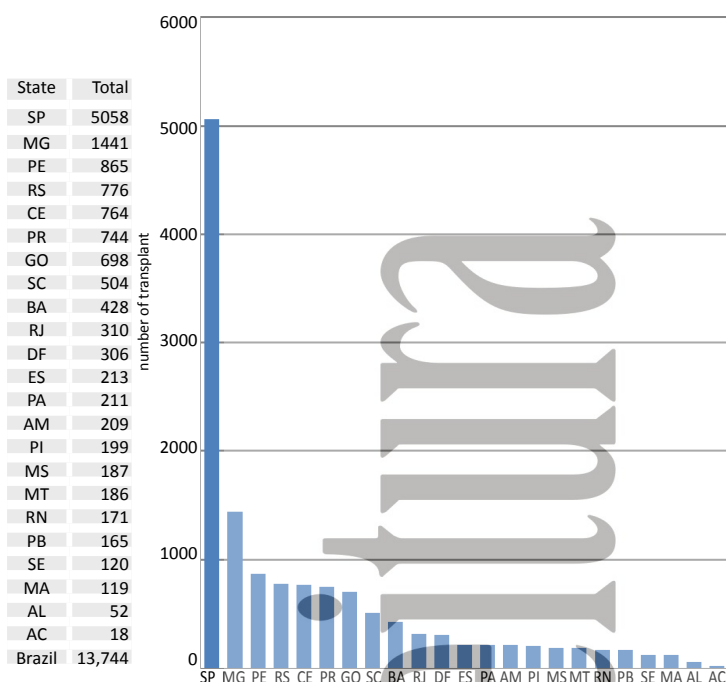
Tissue and Bone Marrow transplants per million population



Annual number of transplants in Brazil between 2003 and 2013

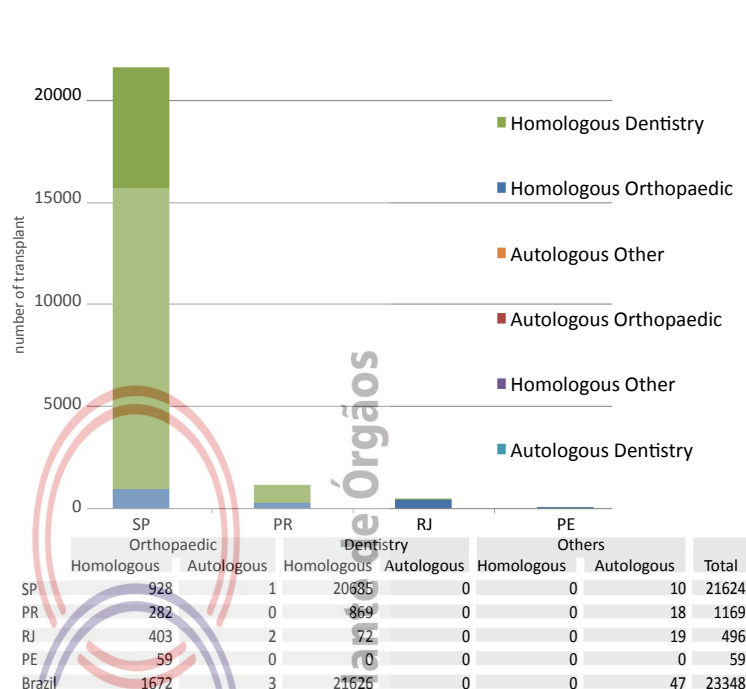
Cornea - (in 23 states)

Number of cornea transplants by state during the year 2013

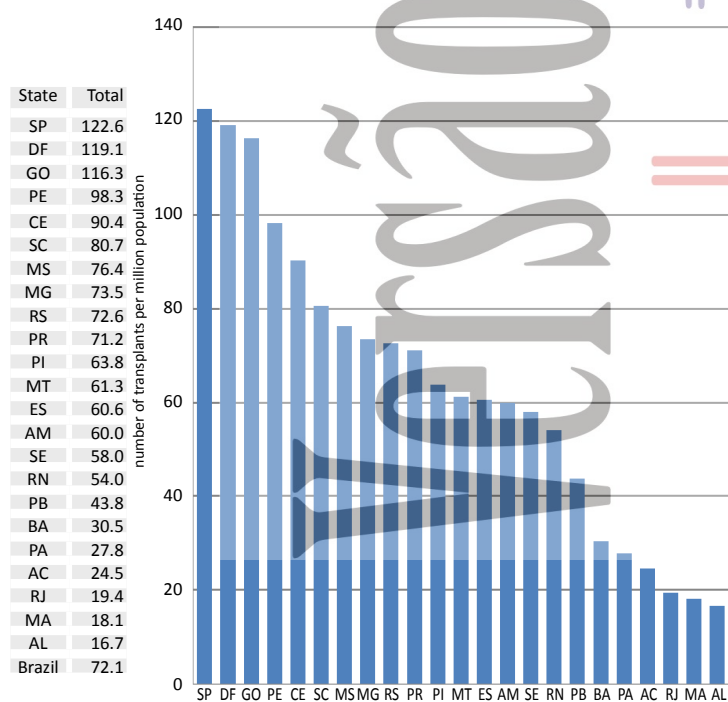


Bone- (in 4 states)

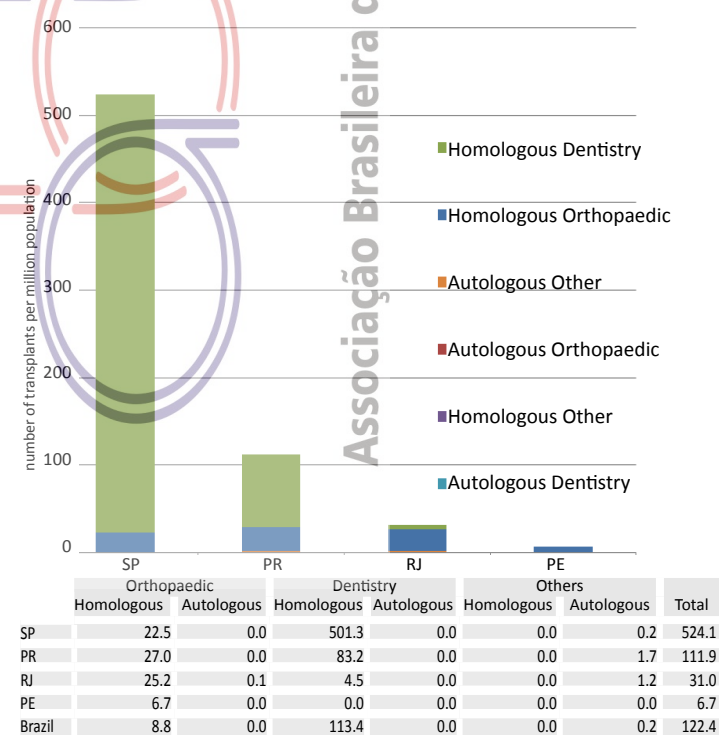
Number of bone transplants data available from six tissue banks in four states, during the year 2011



Number of cornea transplants per million population during the year 2013



Bone Transplants per million population data available from six tissue banks in four states, during the year 2013



Pediatric Transplants in 2013

The Brazilian population is 200 millions and pediatric population consists of nearly 63 million. There are 95.000 patients on dialysis, 4.5% are 18 years old or younger, of which 0.3% and under the age of 12.

In 2013, a total of 554 children received an organ transplant in Brazil, compared to 600 in 2012 (23% reduction). In 2013, 308 kidney transplants were performed, of which 252 from deceased donors. The majority of pediatric kidney transplants was performed in the South and Southeast regions. In 2013, of 233 pediatric deceased donors 76% of the kidneys were transplanted in children.

In 2013, 204 liver transplants were performed, a slight growth in comparison to 2012, mostly due to the increased number of transplants with living donor.

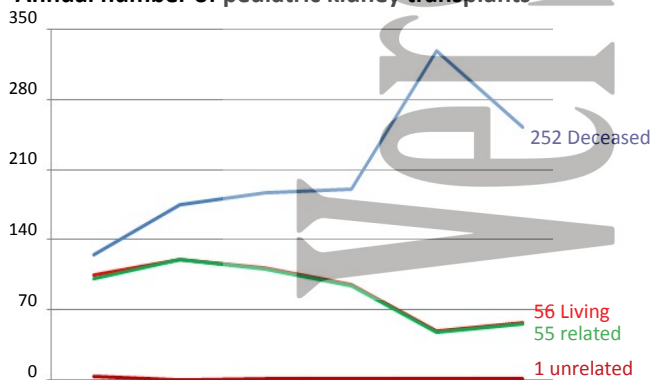
Heart and lung transplantation in children are still rare in Brazil.

Clotilde Druck Garcia
Lilian Monteiro Pereira
Alcides Augusto Salzedas Netto
Julio Cesar Wiederkehr
Viviane de Barros Bittencourt

Number of pediatric transplants, during 2013

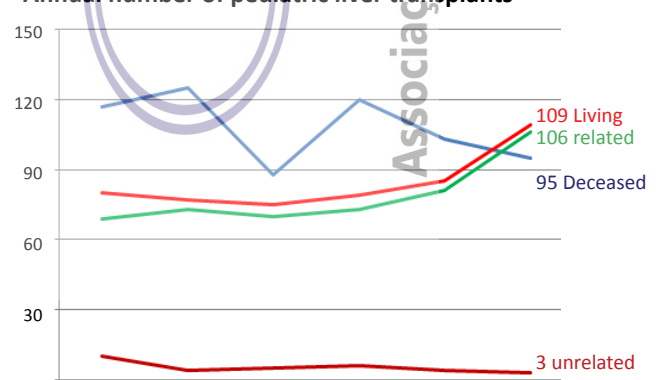
Organ	Living	Deceased	Total	PMP	Nº teams
Heart	0	38	38	0.7	12
Liver	109	95	204	3.6	29
Lung	1	3	4	0.1	2
Kidney	56	252	308	5.5	56
Total	166	388	554	---	99

Annual number of pediatric kidney transplants



	2008	2009	2010	2011	2012	2013
Deceased	125	175	187	191	329	252
Living	104	120	112	95	48	56
Related	101	120	111	94	47	55
Unrelated	3	0	1	1	1	1
Total	229	295	299	286	377	308

Annual number of pediatric liver transplants



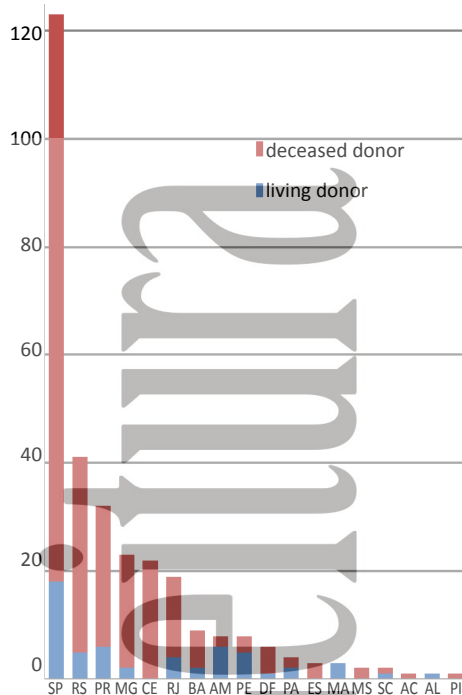
	2008	2009	2010	2011	2012	2013
Deceased	117	125	88	120	103	95
Living	80	77	75	79	85	109
Related	69	73	70	73	81	106
Unrelated	10	4	5	6	4	3
Total	197	202	163	199	188	204

PEDIATRIC TRANSPLANT

Kidney

Number of transplants by state during the year 2013

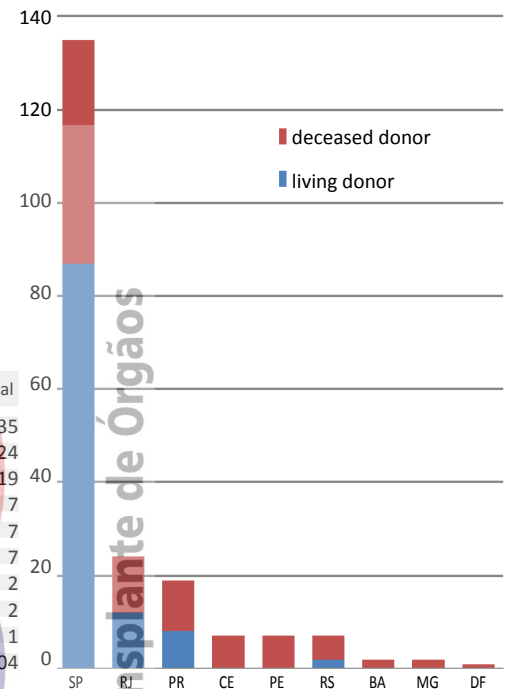
state	Living	Deceased	Total
SP	18	105	123
RS	5	36	41
PR	6	26	32
MG	2	21	23
CE	0	22	22
RJ	4	15	19
BA	2	7	9
AM	6	2	8
PE	5	3	8
DF	1	5	6
PA	2	2	4
ES	0	3	3
MA	3	0	3
MS	0	2	2
SC	1	1	2
AC	0	1	1
AL	1	0	1
PI	0	1	1
Brazil	56	252	308



Liver

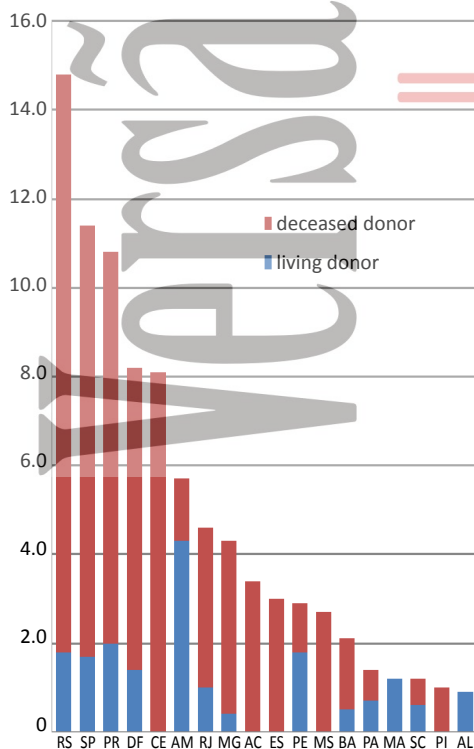
Number of transplants by state during the year 2013

State	Living	Deceased	Total
SP	87	48	135
RJ	12	12	24
PR	8	11	19
CE	0	7	7
PE	0	7	7
RS	2	5	7
BA	0	2	2
MG	0	2	2
DF	0	1	1
Brazil	109	95	204



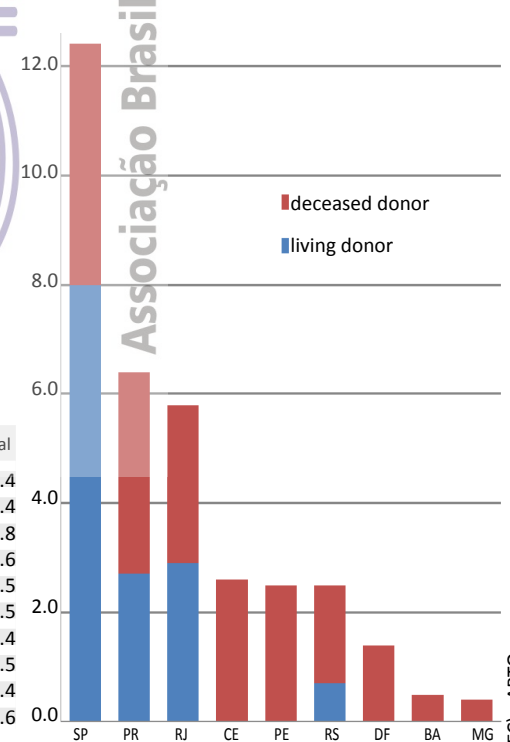
Number of transplants per million population by state during the year 2013

state	Living	Deceased	Total
RS	1.8	13.0	14.8
SP	1.7	9.7	11.3
PR	2.0	8.8	10.8
DF	1.4	6.8	8.1
CE	0.0	8.1	8.1
AM	4.3	1.4	5.8
RJ	1.0	3.6	4.6
MG	0.4	3.9	4.2
AC	0.0	3.4	3.4
ES	0.0	3.0	3.0
PE	1.8	1.1	2.9
MS	0.0	2.7	2.7
BA	0.5	1.6	2.0
PA	0.7	0.7	1.4
MA	1.2	0.0	1.2
SC	0.6	0.6	1.2
PI	0.0	1.0	1.0
AL	0.9	0.0	0.9
Brazil	1.0	4.5	5.5



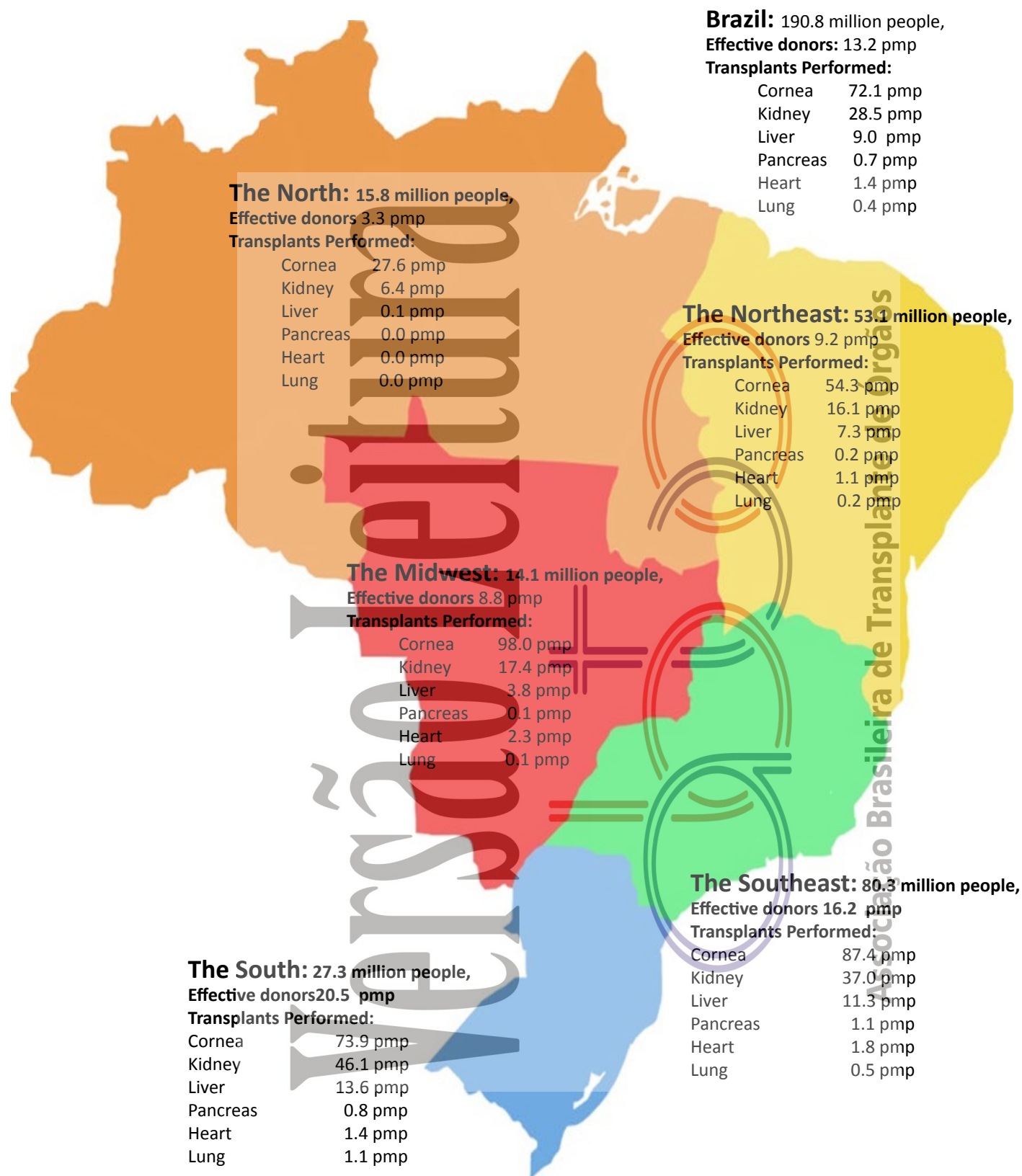
Number of transplants per million population by state during the year 2013

state	Living	Deceased	Total
SP	8.0	4.4	12.4
PR	2.7	3.7	6.4
RJ	2.9	2.9	5.8
CE	0.0	2.6	2.6
PE	0.0	2.5	2.5
RS	0.7	1.8	2.5
DF	0.0	1.4	1.4
BA	0.0	0.5	0.5
MG	0.0	0.4	0.4
Brazil	1.9	1.7	3.6



DATA FROM BRAZILIAN REGIONS

GENERAL DATA

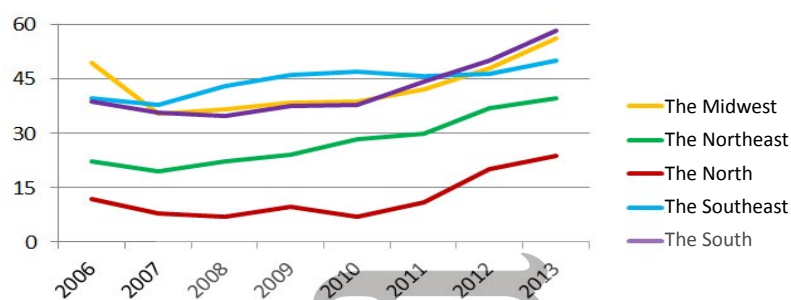


POPULATION	2006	2007	2008	2009	2010	2011	2012	2013
The Midwest	11,636,728	13,222,854	13,222,854	13,222,854	14,058,094	14,058,094	14,058,094	14,058,094
The Northeast	47,741,711	51,534,406	51,534,406	51,534,406	53,081,950	53,081,950	53,081,950	53,081,950
The North	12,900,704	14,623,316	14,623,316	14,623,316	15,864,454	15,864,454	15,864,454	15,864,454
The Southeast	72,412,411	77,873,120	77,873,120	77,873,120	80,364,410	80,364,410	80,364,410	80,364,410
The South	25,107,616	26,733,595	26,733,595	26,733,595	27,386,891	27,386,891	27,386,891	27,386,891

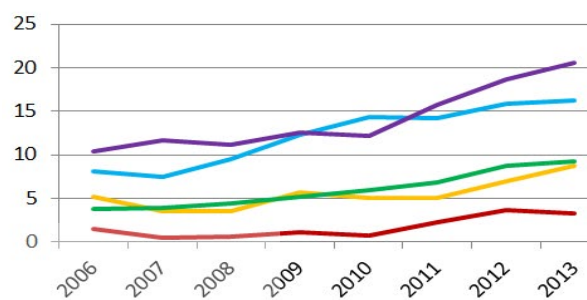
DATA BY BRAZILIAN REGIONS

ORGAN DONATION

Notified potential donors - pmp



Effective donors - pmp



Number of potential donors by year

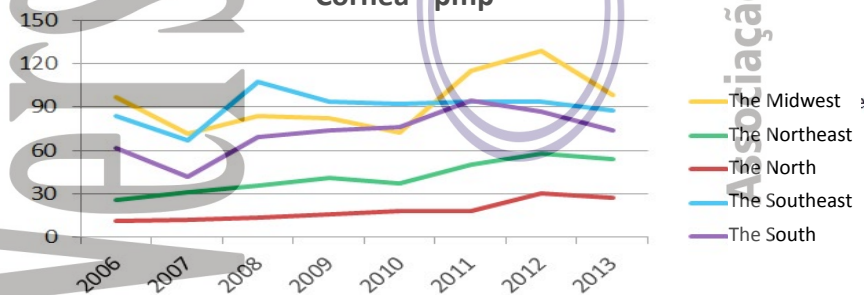
Absolute numbers	2006	2007	2008	2009	2010	2011	2012	2013
The Midwest	573	466	484	508	544	589	671	789
The Northeast	1,060	1,005	1,139	1,241	1,509	1,589	1,948	2,102
The North	155	115	102	143	112	175	319	378
The Southeast	2,865	2,955	3,343	3,593	3,781	3,673	3,718	4,010
The South	974	953	924	1,005	1,033	1,212	1,369	1,592
Number pmp	2006	2007	2008	2009	2010	2011	2012	2013
The Midwest	49.2	35.2	36.6	38.4	38.7	41.9	47.7	56.1
The Northeast	22.2	19.5	22.1	24.1	28.4	29.9	36.7	39.6
The North	12.0	7.9	7.0	9.8	7.1	11.0	20.1	23.8
The Southeast	39.6	37.9	42.9	46.1	47.0	45.7	46.3	49.9
The South	38.8	35.6	34.6	37.6	37.7	44.3	50.0	58.1

Number of effective donors by year

Absolute numbers	2006	2007	2008	2009	2010	2011	2012	2013
The Midwest	60	46	47	75	72	72	98	124
The Northeast	180	199	227	269	321	367	466	489
The North	19	8	9	16	11	37	58	53
The Southeast	590	585	738	961	1,159	1,143	1,274	1,298
The South	260	312	296	337	335	429	510	562
Number pmp	2006	2007	2008	2009	2010	2011	2012	2013
The Midwest	5.2	3.5	3.6	5.7	5.1	5.1	7.0	8.8
The Northeast	3.8	3.9	4.4	5.2	6.0	6.9	8.8	9.2
The North	1.5	0.5	0.6	1.1	0.7	2.3	3.7	3.3
The Southeast	8.1	7.5	9.5	12.3	14.4	14.2	15.9	16.2
The South	10.4	11.7	11.1	12.6	12.2	15.7	18.6	20.5

TISSUE TRANSPLANTS

Cornea - pmp

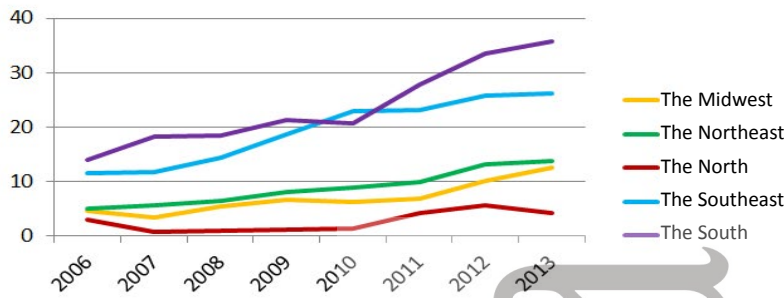


Cornea	2006	2007	2008	2009	2010	2011	2012	2013
Absolute numbers	10,124	9,040	13,341	12,723	12,778	14,696	15,281	13,744
The Midwest	1,128	951	1,103	1,091	1,018	1,620	1,811	1,377
The Northeast	1,223	1,597	1,826	2,114	1,977	2,651	3,087	2,883
The North	147	178	194	230	294	287	481	438
The Southeast	6,085	5,191	8,377	7,320	7,398	7,557	7,534	7,022
The South	1,541	1,123	1,841	1,968	2,091	2,581	2,368	2,024
Number pmp	59.6	49.1	72.5	69.2	67.0	77.0	80.1	72.1
The Midwest	96.9	71.9	83.4	82.5	72.4	115.2	128.8	98.0
The Northeast	25.6	31.0	35.4	41.0	37.2	49.9	58.2	54.3
The North	11.4	12.2	13.3	15.7	18.5	18.1	30.3	27.6
The Southeast	84.0	66.7	107.6	94.0	92.1	94.0	93.7	87.4
The South	61.4	42.0	68.9	73.6	76.4	94.2	86.5	73.9

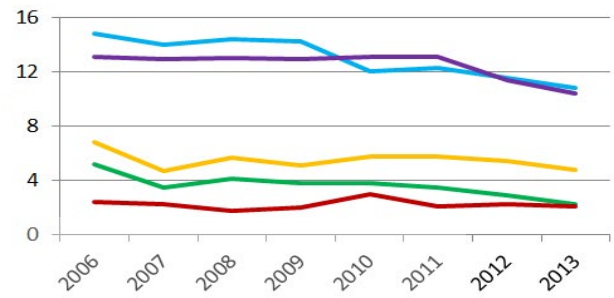
DATA FROM BRAZILIAN REGIONS

Organ Transplantation

Kidney from deceased donor - pmp

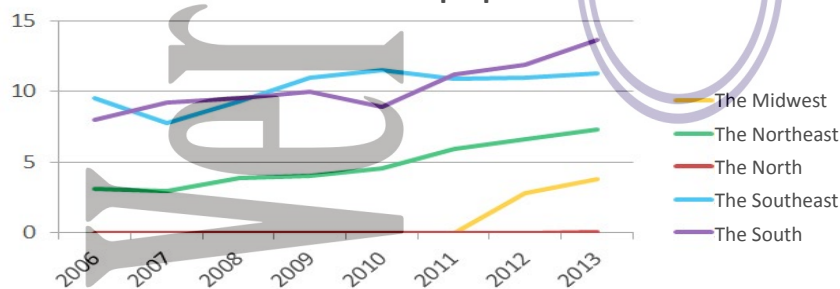


Kidney from living donor - pmp



Kidney (living donor)	2006	2007	2008	2009	2010	2011	2012	2013
Absolute numbers	1,760	1,714	1,780	1,742	1,655	1,650	1,499	1,373
The Midwest	79	62	75	67	81	81	76	68
The Northeast	249	180	210	194	203	188	153	123
The North	31	34	27	29	47	33	37	33
The Southeast	1,071	1,094	1,121	1,108	966	989	922	864
The South	330	344	347	344	358	359	311	285
Number pmp	10.4	9.3	9.7	9.5	8.7	8.6	7.9	7.2
The Midwest	6.8	4.7	5.7	5.1	5.8	5.8	5.4	4.8
The Northeast	5.2	3.5	4.1	3.8	3.8	3.5	2.9	2.3
The North	2.4	2.3	1.8	2.0	3.0	2.1	2.3	2.1
The Southeast	14.8	14.0	14.4	14.2	12.0	12.3	11.5	10.8
The South	13.1	12.9	13.0	12.9	13.1	13.1	11.4	10.4
Kidney (deceased donor)	2006	2007	2008	2009	2010	2011	2012	2013
Absolute numbers	1,525	1,749	2,035	2,543	3,001	3,325	3,911	4,060
The Midwest	53	46	73	89	88	97	143	176
The Northeast	238	294	330	417	479	532	698	734
The North	40	12	15	18	24	68	91	69
The Southeast	840	910	1,125	1,446	1,842	1,865	2,062	2,102
The South	354	487	492	573	568	763	917	979
Number pmp	9.0	9.5	11.1	13.8	15.7	17.4	20.5	21.3
The Midwest	4.6	3.5	5.5	6.7	6.3	6.9	10.2	12.5
The Northeast	5.0	5.7	6.4	8.1	9.0	10.0	13.1	13.8
The North	3.1	0.8	1.0	1.2	1.5	4.3	5.7	4.3
The Southeast	11.6	11.7	14.4	18.6	22.9	23.2	25.7	26.2
The South	14.1	18.2	18.4	21.4	20.7	27.9	33.5	35.7

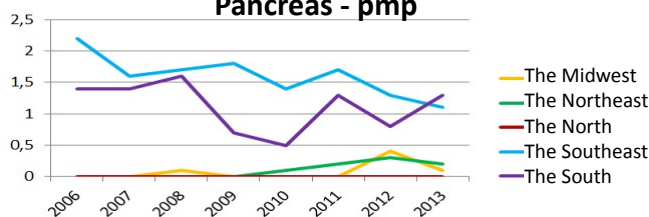
Liver - pmp



Liver	2006	2007	2008	2009	2010	2011	2012	2013
Absolute numbers	1,037	1,008	1,177	1,334	1,413	1,494	1,599	1,723
The Midwest	0	0	0	0	0	0	39	53
The Northeast	149	156	201	208	244	314	352	388
The North	0	0	0	0	0	0	0	1
The Southeast	686	605	721	859	926	872	882	909
The South	202	247	255	267	243	308	326	372
Number pmp	6.1	5.5	6.4	7.3	7.4	7.8	8.4	9.0
The Midwest	0.0	0.0	0.0	0.0	0.0	0.0	2.8	3.8
The Northeast	3.1	3.0	3.9	4.0	4.6	5.9	6.6	7.3
The North	0.0	0.0	0.0	0.0	0.0	0.0	0.0	0.1
The Southeast	9.5	7.8	9.3	11.0	11.5	10.9	11.0	11.3
The South	8.0	9.2	9.5	10.0	8.9	11.2	11.9	13.6

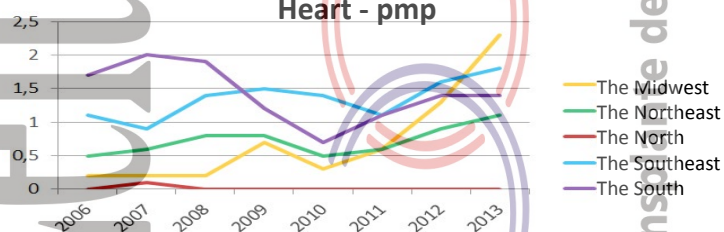
DATA BY BRAZILIAN REGIONS

Pancreas - pmp



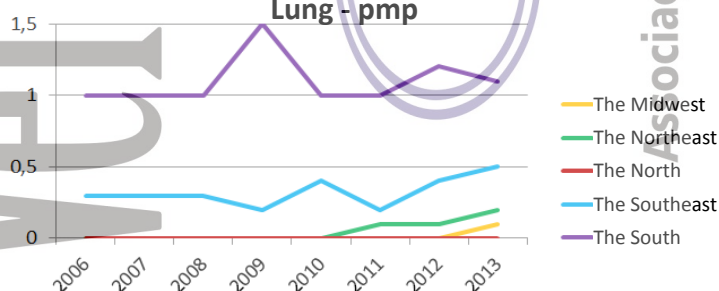
Pancreas	2006	2007	2008	2009	2010	2011	2012	2013
Absolute numbers	191	163	174	160	133	181	151	142
The Midwest	0	0	1	0	0	0	6	2
The Northeast	0	0	0	1	6	10	15	13
The North	0	0	0	0	0	0	0	0
The Southeast	157	125	131	141	112	136	107	92
The South	34	38	42	18	15	35	23	35
Number pmp	1.1	0.9	0.9	0.9	0.7	0.9	0.8	0.7
The Midwest	0.0	0.0	0.1	0.0	0.0	0.0	0.4	0.1
The Northeast	0.0	0.0	0.0	0.0	0.1	0.2	0.3	0.2
The North	0.0	0.0	0.0	0.0	0.0	0.0	0.0	0.0
The Southeast	2.2	1.6	1.7	1.8	1.4	1.7	1.3	1.1
The South	1.4	1.4	1.6	0.7	0.5	1.3	0.8	1.3

Heart - pmp



Heart	2006	2007	2008	2009	2010	2011	2012	2013
Absolute numbers	149	161	201	201	166	160	227	271
The Midwest	2	3	2	9	4	9	18	32
The Northeast	25	32	42	39	28	33	46	57
The North	0	1	0	0	0	0	0	0
The Southeast	80	71	107	120	114	89	126	143
The South	42	54	50	33	20	29	37	39
Number pmp	0.9	0.9	1.1	1.1	0.9	0.8	1.2	1.4
The Midwest	0.2	0.2	0.2	0.7	0.3	0.6	1.3	2.3
The Northeast	0.5	0.6	0.8	0.8	0.5	0.6	0.9	1.1
The North	0.0	0.1	0.0	0.0	0.0	0.0	0.0	0.0
The Southeast	1.1	0.9	1.4	1.5	1.4	1.1	1.6	1.8
The South	1.7	2.0	1.9	1.2	0.7	1.1	1.4	1.4

Lung - pmp



Lung	2006	2007	2008	2009	2010	2011	2012	2013
Absolute numbers	49	46	53	59	61	49	69	80
The Midwest	0	0	0	0	0	0	0	2
The Northeast	0	0	0	0	0	4	4	8
The North	0	0	0	0	0	0	0	0
The Southeast	25	20	26	18	33	18	32	39
The South	24	26	27	41	28	27	33	31
Number pmp	0.3	0.3	0.3	0.3	0.3	0.3	0.4	0.4
The Midwest	0.0	0.0	0.0	0.0	0.0	0.0	0.0	0.1
The Northeast	0.0	0.0	0.0	0.0	0.0	0.1	0.1	0.2
The North	0.0	0.0	0.0	0.0	0.0	0.0	0.0	0.0
The Southeast	0.3	0.3	0.3	0.2	0.4	0.2	0.4	0.5
The South	1.0	1.0	1.0	1.5	1.0	1.0	1.2	1.1

DATA FROM INDIVIDUAL STATES

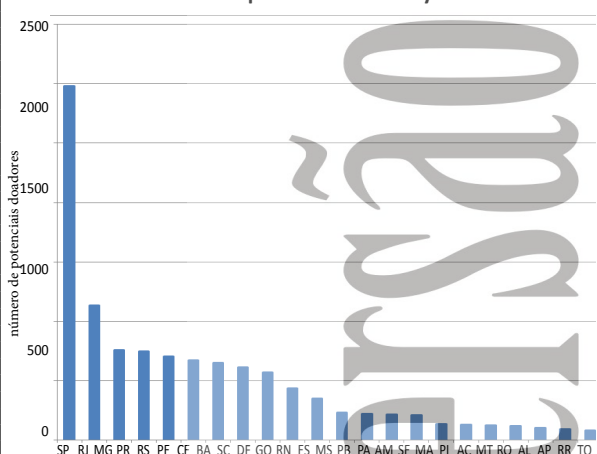
Active Patients on waiting list (december 2013)

State	Kidney	Liver	Heart	Lung	Pancreas	Pancreas/ Kidney	Cornea
Total - Brazil	16,302	1,357	253	187	25	416	5,379
Acre	2	NI	NI	NI	NI	NI	8
Alagoas	NI	NI	2	NI	NI	NI	94
Amazonas	77	NI	NI	NI	NI	NI	349
Bahia	440	29	NI	NI	NI	NI	800
Ceará	329	122	9	5	1	NI	246
Distrito Federal	110	30	6	3	0	0	102
Espírito Santo	644	25	5	0	0	0	139
Goiás	165	NI	1	NI	NI	6	NI
Maranhão	NI	NI	NI	NI	NI	NI	604
Mato Grosso	3	NI	NI	NI	NI	NI	56
Mato Grosso do Sul	296	NI	16	NI	NI	NI	10
Minas Gerais	1,997	27	35	9	1	16	55
Pará	149	NI	NI	NI	NI	NI	604
Paraíba	24	3	0	0	0	0	148
Paraná	915	55	42	0	4	11	8
Pernambuco	330	64	6	0	0	0	1
Piauí	180	NI	NI	NI	NI	NI	389
Rio de Janeiro	766	131	6	0	0	0	931
Rio Grande do Norte	30	5	0	0	0	0	70
Rio Grande do Sul	980	132	16	61	2	19	10
Rondonia	0	0	0	0	0	0	0
Santa Catarina	256	33	1	NI	2	11	447
São Paulo	8,609	701	108	109	15	353	260
Sergipe	NI	NI	NI	NI	NI	NI	48

Organ donation during 2013

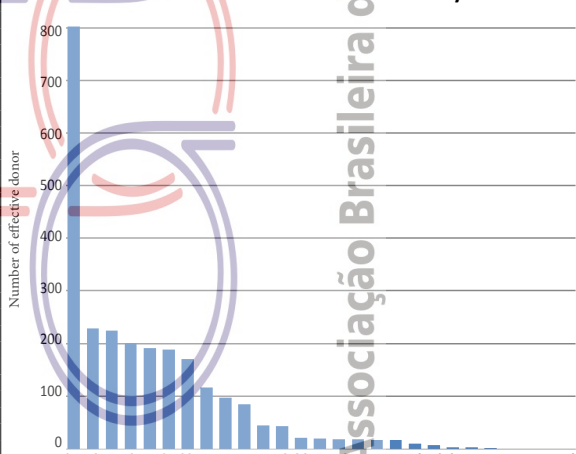
State	Total
SP	2366
RJ	869
MG	601
PR	597
RS	579
PE	546
CE	527
BA	417
SC	416
DF	342
GO	232
RN	177
ES	174
MS	151
PB	139
PA	133
AM	129
SE	111
MA	85
PI	84
AC	78
MT	64
RO	38
AL	16
AP	0
RR	0
TO	0
Brazil	8871

Number of potential donors by state



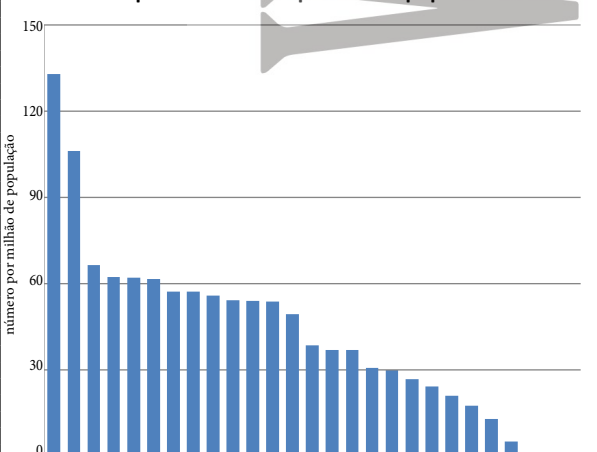
State	Total
SP	802
MG	228
RJ	225
RS	201
PR	191
CE	188
SC	170
PE	117
BA	97
DF	85
RN	44
ES	43
GO	21
PA	19
MS	18
PI	18
AM	17
PB	17
RO	10
AC	7
SE	3
AL	3
MA	2
MT	0
AP	0
RR	0
TO	0
Brazil	2526

Absolute number of effective donors by state



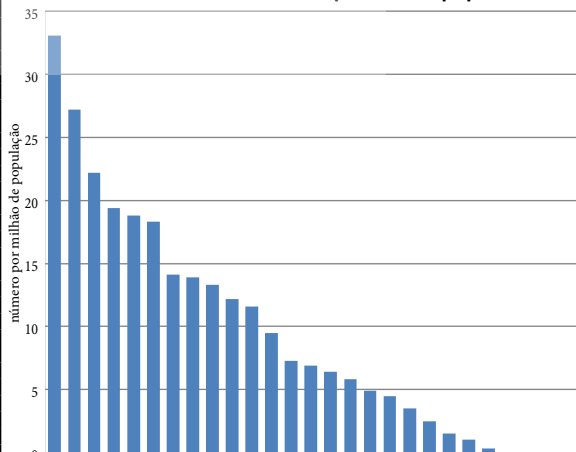
State	Total
DF	133.1
AC	106.3
SC	66.6
CE	62.4
PE	62.1
MS	61.7
SP	57.3
PR	57.2
RN	55.9
RJ	54.3
RS	54.1
SE	53.7
ES	49.5
GO	38.6
AM	37.0
PB	36.9
MG	30.7
BA	29.7
PI	26.9
RO	24.3
MT	21.1
PA	17.5
MA	12.9
AL	5.1
AP	0.0
RR	0.0
TO	0.0
Brazil	46.5

Number of potential donors per million population



State	Total
DF	33.1
SC	27.2
CE	22.2
SP	19.4
RS	18.8
PR	18.3
RJ	14.1
RN	13.9
PE	13.3
ES	12.2
MG	11.6
AC	9.5
MS	7.5
BA	6.9
RO	6.4
PI	5.8
AM	4.9
PB	4.5
GO	3.5
PA	2.5
SE	1.5
AL	1.0
MA	0.3
MT	0.0
AP	0.0
RR	0.0
TO	0.0
Brazil	13.2

Number of effective donors per million population

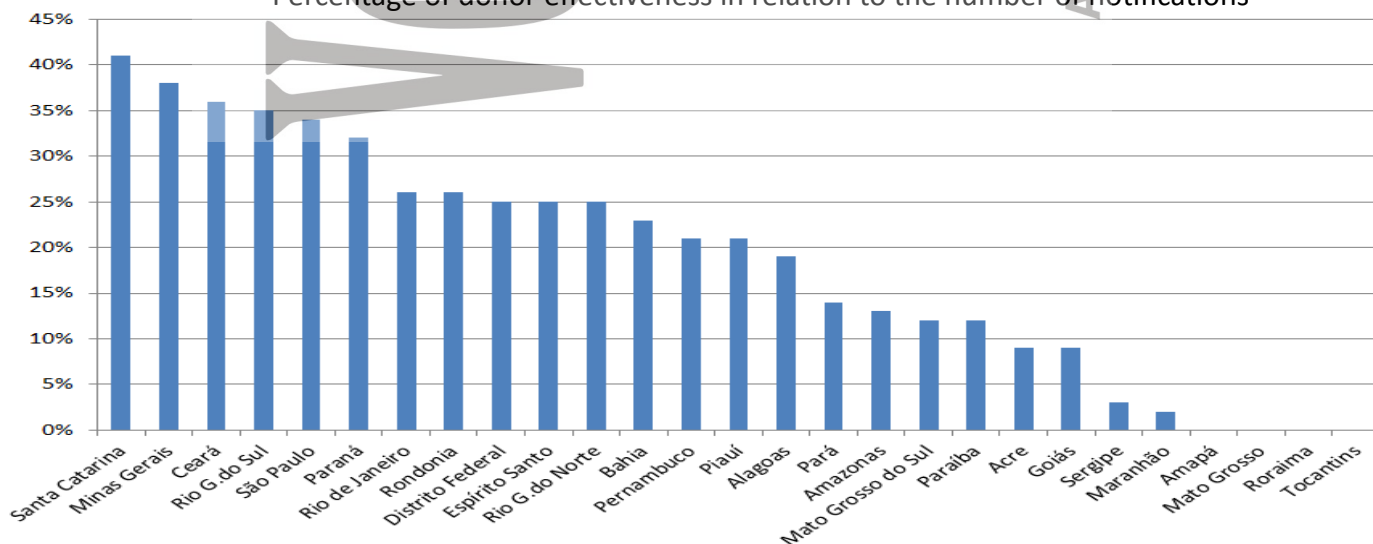


DATA FROM INDIVIDUAL STATES

Number of notifications of potential donors, effective donors and donors whose organs were transplanted by state during the year 2013

State	Notifications (potential donors)		Refused Donors		Effective donors		Donors whose organs were transplanted		Multiple Organ Donors	
	Nº	pmp/year	Nº	%	Nº	pmp/year	Nº	pmp/year	Nº	%
Total - Brazil	8,871	46.5	6345	(72%)	2,526	13.2	2,390	12.5	1,620	(68%)
Acre	78	106.3	71	(91%)	7	9.5	6	8.2	3	(50%)
Alagoas	16	5.1	13	(81%)	3	1.0	3	1.0	0	(0%)
Amapá	0	0.0	0	(0%)	0	0.0	0	0.0	0	(0%)
Amazonas	129	37.0	112	(87%)	17	4.9	17	4.9	1	(6%)
Bahia	417	29.7	320	(77%)	97	6.9	96	6.8	89	(93%)
Ceará	527	62.4	339	(64%)	188	22.2	179	21.2	157	(88%)
Distrito Federal	342	133.1	257	(75%)	85	33.1	79	30.7	52	(66%)
Espírito Santo	174	49.5	131	(75%)	43	12.2	35	10.0	23	(66%)
Goiás	232	38.6	211	(91%)	21	3.5	14	2.3	8	(57%)
Maranhão	85	12.9	83	(98%)	2	0.3	2	0.3	0	(0%)
Mato Grosso	64	21.1	64	(100%)	0	0.0	0	0.0	0	(0%)
Mato Grosso do Sul	151	61.7	133	(88%)	18	7.3	18	7.3	13	(72%)
Minas Gerais	601	30.7	373	(62%)	228	11.6	202	10.3	135	(67%)
Pará	133	17.5	114	(86%)	19	2.5	19	2.5	13	(68%)
Paraíba	139	36.9	122	(88%)	17	4.5	17	4.0	17	(0%)
Paraná	597	57.2	406	(68%)	191	18.3	191	18.3	121	(63%)
Pernambuco	546	62.1	429	(79%)	117	13.3	114	13.0	88	(77%)
Piauí	84	26.9	66	(79%)	18	5.8	18	5.8	11	(61%)
Rio de Janeiro	869	54.3	644	(74%)	225	14.1	185	11.6	115	(62%)
Rio Gde. do Norte	177	55.9	133	(75%)	44	13.9	43	13.6	36	(84%)
Rio Gde. do Sul	579	54.1	378	(65%)	201	18.8	181	16.9	127	(70%)
Rondonia	38	24.3	28	(74%)	10	6.4	10	6.4	1	(10%)
Roraima	0	0.0	0	(0%)	0	0.0	0	0.0	0	(0%)
Santa Catarina	416	66.6	246	(59%)	170	27.2	163	26.1	136	(83%)
São Paulo	2366	57.3	1564	(66%)	802	19.4	795	19.3	471	(59%)
Sergipe	111	53.7	108	(97%)	3	1.5	3	1.5	3	(0%)
Tocantins	0	0.0	0	(0%)	0	0.0	0	0.0	0	(0%)

Percentage of donor effectiveness in relation to the number of notifications



DATA FROM INDIVIDUAL STATES

Reasons for non-fulfillment of organ donation by notified potential donors during the year 2013

State	Potential Donors	Family Interview			Excluded because of:					
					Medical Contraindication		Cardiopulmonary Arrest		Others	
		Nº accomplished	nonconsent	%	Nº	%	Nº	%	Nº	%
Total - Brazil	8871	5578	2622	(47%)	1150	(13%)	1292	(15%)	1281	(14%)
Acre	78	38	29	(76%)	16	(21%)	3	(4%)	23	(29%)
Alagoas	16	9	4	(44%)	4	(25%)	0	(0%)	5	(31%)
Amapá	0	0	0	(0%)	0	(0%)	0	(0%)	0	(0%)
Amazonas	129	63	41	(65%)	28	(22%)	2	(2%)	41	(32%)
Bahia	417	275	178	(65%)	47	(11%)	9	(2%)	86	(21%)
Ceará	527	354	157	(44%)	64	(12%)	110	(21%)	8	(2%)
Distrito Federal	342	175	69	(39%)	108	(32%)	19	(6%)	61	(18%)
Espírito Santo	174	83	49	(59%)	23	(13%)	0	(0%)	59	(34%)
Goiás	232	107	67	(63%)	27	(12%)	87	(38%)	30	(13%)
Maranhão	85	17	15	(88%)	25	(29%)	0	(0%)	43	(51%)
Mato Grosso	64	13	10	(77%)	2	(3%)	13	(20%)	39	(61%)
Mato Grosso do Sul	151	71	46	(65%)	54	(36%)	24	(16%)	9	(6%)
Minas Gerais	601	329	143	(43%)	54	(9%)	87	(14%)	89	(15%)
Pará	133	117	36	(31%)	41	(31%)	25	(19%)	12	(9%)
Paraíba	139	53	31	(58%)	13	(9%)	4	(3%)	74	(53%)
Paraná	597	373	156	(42%)	157	(26%)	93	(16%)	0	(0%)
Pernambuco	546	324	175	(54%)	119	(22%)	22	(4%)	113	(21%)
Piauí	84	60	37	(62%)	9	(11%)	3	(4%)	17	(20%)
Rio de Janeiro	869	454	229	(50%)	135	(16%)	227	(26%)	53	(6%)
Rio Gde. do Norte	177	119	73	(61%)	18	(10%)	5	(3%)	37	(21%)
Rio Gde. do Sul	579	408	184	(45%)	65	(11%)	113	(20%)	16	(3%)
Rondonia	38	25	13	(52%)	2	(5%)	3	(8%)	10	(26%)
Roraima	0	0	0	(0%)	0	(0%)	0	(0%)	0	(0%)
Santa Catarina	416	296	115	(39%)	40	(10%)	41	(10%)	50	(12%)
São Paulo	2366	1760	716	(41%)	69	(3%)	401	(17%)	378	(16%)
Sergipe	111	55	49	(89%)	30	(27%)	1	(1%)	28	(25%)
Tocantins	0	0	0	(0%)	0	(0%)	0	(0%)	0	(0%)

DATA FROM INDIVIDUAL STATES

Profile: age, gender, cause of death and blood group of the organ donors

State	Gender		Causes of death			Age								Blood group			
	Masc	Fem	TCE	AVC	Others	≤5	6-10	11-17	18-34	35-49	50-64	≥65	A	AB	B	O	
TOTAL - Brazil	1528	998	964	1227	335	39	45	149	671	689	750	183	939	147	249	1191	
Percentual	60%	40%	38%	49%	13%	2%	2%	6%	27%	27%	30%	7%	37%	6%	10%	47%	
Acre	4	3	2	4	1	0	0	0	3	2	2	0	2	2	0	3	
Alagoas	3	0	1	2	0	0	0	0	1	1	1	0	2	0	0	1	
Amapa	0	0	0	0	0	0	0	0	0	0	0	0	0	0	0	0	
Amazonas	10	7	7	10	0	0	0	3	4	5	5	0	6	1	1	9	
Bahia	58	39	50	38	9	2	2	6	31	31	23	2	24	4	11	58	
Ceará	126	62	106	65	17	4	5	15	67	44	41	12	77	5	15	91	
Distrito Federal *	57	28	42	38	5	3	2	7	25	28	17	3	33	5	13	34	
Espírito Santo	29	14	13	26	4	0	0	3	12	13	14	1	15	0	6	22	
Goiás	15	6	16	3	2	0	0	0	6	10	5	0	6	1	4	10	
Maranhão	0	2	0	2	0	0	0	0	1	0	1	0	1	0	1	0	
Mato Grosso	0	0	0	0	0	0	0	0	0	0	0	0	0	0	0	0	
Mato Grosso do Sul	11	7	5	3	10	0	0	3	3	6	6	0	9	0	2	7	
Minas Gerais	99	129	82	112	34	5	1	13	65	69	63	12	74	9	22	123	
Pará	16	3	16	2	1	0	0	1	10	8	0	0	5	0	2	12	
Paraíba	11	6	11	3	3	0	1	1	10	4	1	0	5	2	1	9	
Paraná	129	62	81	62	48	2	3	13	52	52	50	19	73	8	21	89	
Pernambuco	71	46	42	65	10	0	1	7	23	34	45	7	51	5	11	50	
Piauí	13	5	8	10	0	0	0	1	7	3	5	2	7	0	0	11	
Rio de Janeiro	125	100	66	113	46	4	8	16	69	52	54	22	83	16	46	80	
Rio Grande do Norte	28	16	17	17	10	1	0	5	13	12	13	0	18	3	2	21	
Rio Grande do Sul	120	81	47	128	26	3	4	9	38	54	69	24	71	6	22	102	
Rondonia	6	4	4	4	2	0	1	3	3	2	1	0	3	0	3	4	
Roraima	0	0	0	0	0	0	0	0	0	0	0	0	0	0	0	0	
Santa Catarina	107	63	63	88	19	2	1	6	44	40	58	19	75	4	15	76	
São Paulo	488	314	283	431	88	13	16	37	182	218	276	60	298	76	50	378	
Sergipe	2	1	2	1	0	0	0	0	2	1	0	0	1	0	1	1	
Tocantins	0	0	0	0	0	0	0	0	0	0	0	0	0	0	0	0	

Associação Brasileira de Transplante de Órgãos

ACRE

Population	733,559 (0.4%)	Estimated annual demand and number of transplants						
Capital City: Rio Branco	336,038							
Area (Km²)	152,581.39							
GDP per capita (U\$)	6.201,36							
Number of Mortality per year	2006	2007	2008	2009	2010	2011	2012	2013
All Causes	2,759	2,799	2,858	2,892	3,009	3,157	Unavailable	Unavailable
External Causes	375	357	355	387	439	488	Unavailable	Unavailable
Neurological Causes	38	35	48	58	50	43	Unavailable	Unavailable
Population (census IBGE)	557,526	655,385	655,385	655,385	733,559	733,559	733,559	733,559

Source: <http://cnes.datasus.gov.br> 2013-12-17

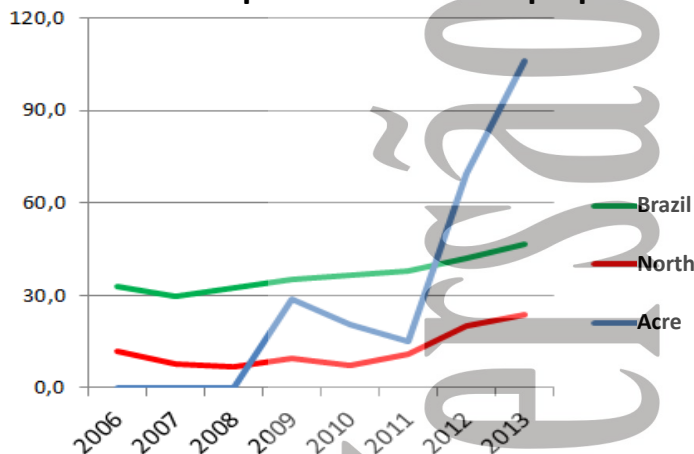
HOSPITALS	% Brazil
Nº Total	22 (0.3)
State's capital	9
Country side	13
Nº of beds	1,368 (0.3)
Nº of ICU beds	73 (0.2)
Hospitals with over 80 beds	5
Teaching hospitals	0
Medical schools	1 (0.5)
Neurosurgery services	2 (0.5)
Number of CIHDOTTS	4
Number of OPOs	0

CNCDO: Regiane Clélia Ferrari
Phone: (68) 3227-6399 / (68) 9985-2061
E-mail: cncdoacre@gmail.com

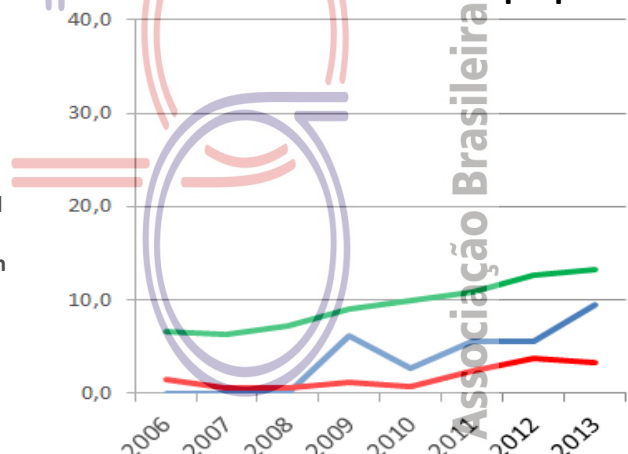
Acre has the support of the local government for the development of the program but is still showing low notification and high family refusal rates.

ORGAN DONATION

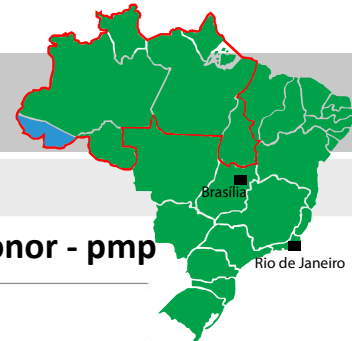
Notified potential donors - pmp



Effective donor - pmp

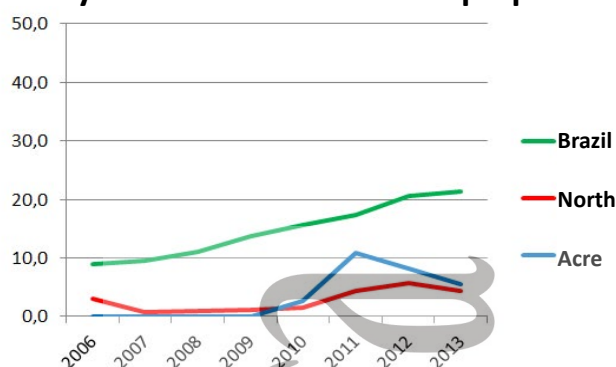


	2006	2007	2008	2009	2010	2011	2012	2013
Number of effective donors	0	0	0	4	2	4	4	7
Number of effective donors (pmp)	0.0	0.0	0.0	6.1	2.7	5.5	5.5	9.5
Potential donors	0	0	0	19	15	11	51	78
Number of potential donors(pmp)	0.0	0.0	0.0	29.0	20.4	15.0	69.5	106.3
Non consenting families	0	0	0	6	4	3	21	29
Percentage of rejection of interviews	Unavailable	Unavailable	Unavailable	Unavailable	Unavailable	Unavailable	78	76
Cardiopulmonary Arrest	Unavailable	Unavailable		2	2	0	0	3
Medical Contraindications	0	0	0	6	5	1	5	16
Others	0	0	0	1	2	3	21	23

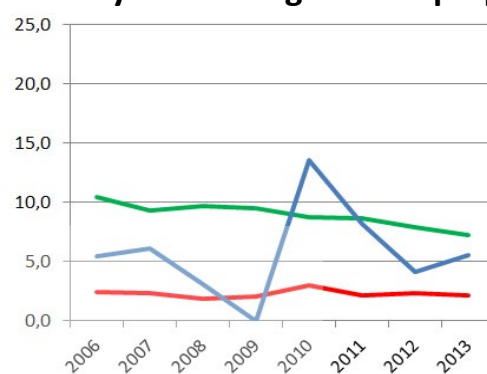


Organ Transplantation

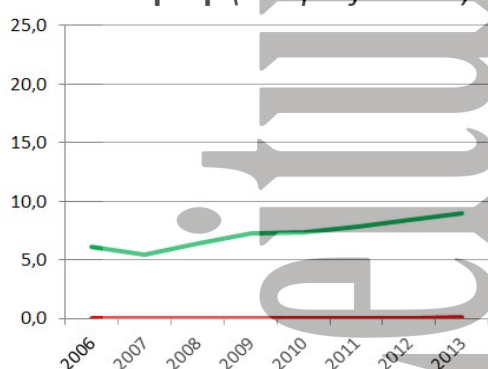
Kidney from deceased donor - pmp



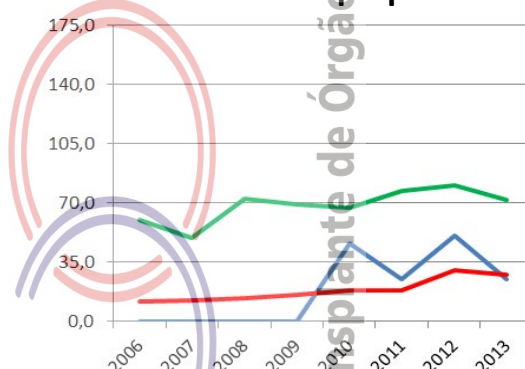
Kidney from living donor - pmp



Liver - pmp (not performed)



Cornea - pmp



Number of teams that performed transplantations during the year	2006	2007	2008	2009	2010	2011	2012	2013
---	------	------	------	------	------	------	------	------

Cornea	Unavailable	Unavailable	Unavailable	Unavailable	Unavailable	Unavailable	Unavailable	Unavailable
Kidney	1	1	1	0	1	1	1	1
Liver (not performed)								
Pancreas (not performed)								
Heart (not performed)								
Lung (not performed)								

Absolute number of transplants	2006	2007	2008	2009	2010	2011	2012	2013
--------------------------------	------	------	------	------	------	------	------	------

Cornea	0	0	0	0	34	18	37	18
Kidney	3	4	2	0	12	14	9	8
living donor	3	4	2	0	10	6	3	4
deceased donor	0	0	0	0	2	8	6	4
Liver (not performed)								
Pancreas (not performed)								
Heart (not performed)								
Lung (not performed)								

Number of transplants pmp	2006	2007	2008	2009	2010	2011	2012	2013
---------------------------	------	------	------	------	------	------	------	------

Cornea	0.0	0.0	0.0	0.0	46.3	24.5	50.4	24.5
Kidney	5.4	6.1	3.1	0.0	16.4	19.1	12.3	10.9
living donor	5.4	6.1	3.1	0.0	13.6	8.2	4.1	5.4
deceased donor	0.0	0.0	0.0	0.0	2.7	10.9	8.2	5.4
Liver (not performed)								
Pancreas (not performed)								
Heart (not performed)								
Lung (not performed)								

ALAGOAS

Population	3,120,494 (1.6%)
Capital City: Maceió	932,748
Area (Km²)	27,767.66
GDP per capita (U\$)	4.778,67

Estimated annual demand and number of transplants	Cornea	Kidney	Liver	Heart
Estimated demand	281	187	78	19
Performed transplants	52	22	0	0

Number of Mortality per year	2006	2007	2008	2009	2010	2011	2012	2013
All Causes	15,422	16,594	16,403	17,056	17,737	18,645	Unavailable	Unavailable
External Causes	2,691	2,984	2,956	3,060	3,403	3,572	Unavailable	Unavailable
Neurological Causes	161	182	190	194	169	197	Unavailable	Unavailable
Population (census IBGE)	2,822,621	3,037,103	3,037,103	3,037,103	3,120,494	3,120,494	3,120,494	3,120,494

Source: <http://cnes.datasus.gov.br> 2013-12-17

HOSPITALS % Brazil

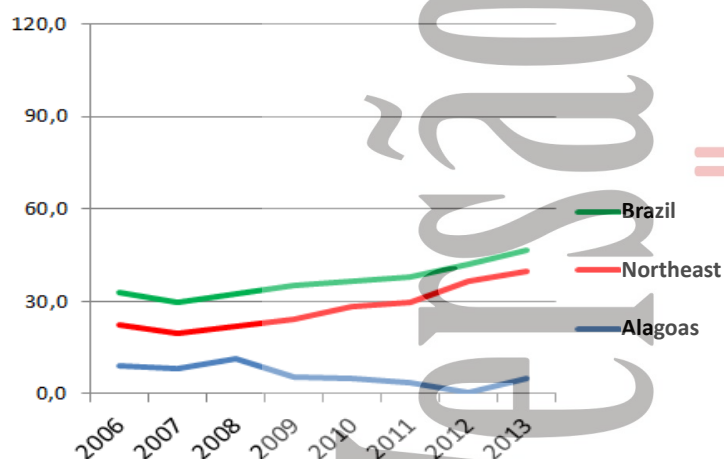
Nº Total	72 (1.1)
State's capital	42
Country side	30
Nº of beds	5,640 (1.2)
Nº of ICU beds	354 (0.9)
Hospitals with over 80 beds	24
Teaching hospitals	0
Medical schools	2 (1.1)
Neurosurgery services	5 (1.2)
Number of CIHDOTTS	2
Number of OPOs	0

CNCDO: Kelly Karina de Araújo Brandão
Fone/Fax: (82) 3376-8186 / (82) 3315-7440
E-mail: doevida@saude.al.gov.br

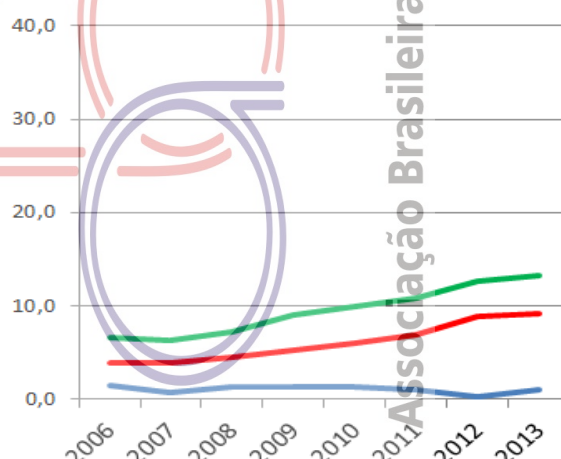
Alagoas registered a significant decline in organ donation and transplantation, contrasting with other states in the same Northeast region such as Ceará and Pernambuco.

ORGAN DONATION

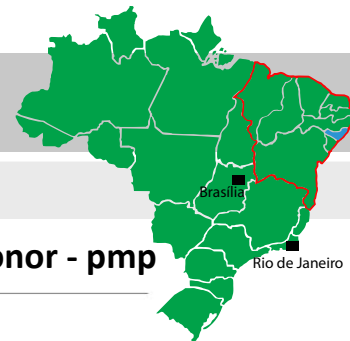
Notified potential donors - pmp



Effective donor - pmp

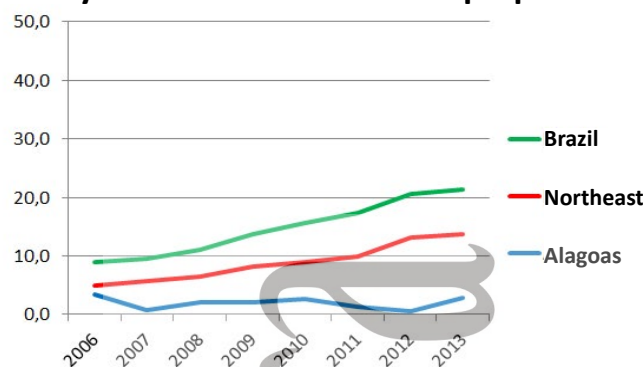


	2006	2007	2008	2009	2010	2011	2012	2013
Number of effective donors	4	2	4	4	4	3	1	3
Number of effective donors (pmp)	1.4	0.7	1.3	1.3	1.3	1.0	0.3	1.0
Potential donors	26	25	35	16	15	12	2	16
Number of potential donors(pmp)	9.2	8.2	11.5	5.3	4.8	3.8	0.6	5.1
Non consenting families	9	7	15	5	4	0	0	4
Percentage of rejection of interviews	Unavailable	Unavailable	Unavailable	Unavailable	Unavailable	Unavailable	0	44
Cardiopulmonary Arrest	Unavailable	Unavailable	2	1	0	0	0	0
Medical Contraindications	6	8	8	1	3	1	0	4
Others	7	8	6	5	4	8	1	5

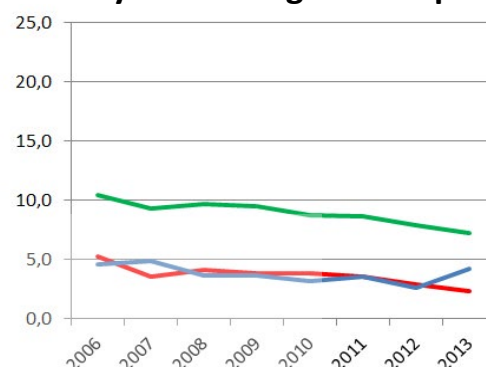


Organ Transplantation

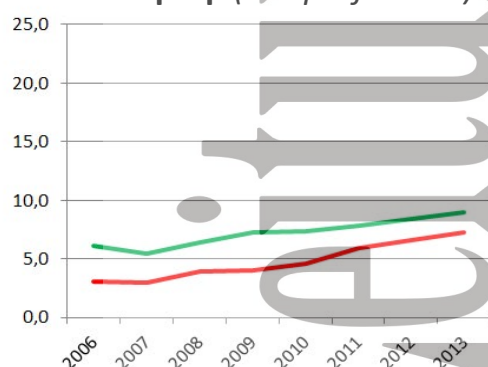
Kidney from deceased donor - pmp



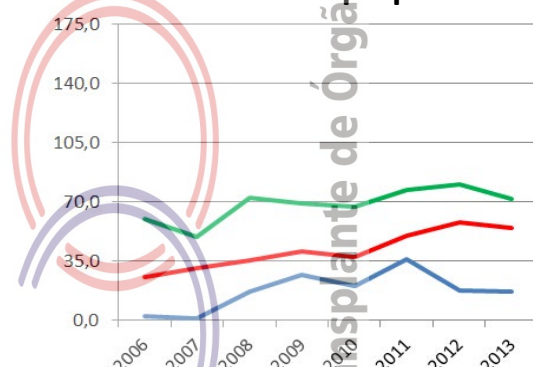
Kidney from living donor - pmp



Liver - pmp (not performed)



Cornea - pmp



Number of teams that performed transplantations during the year

	2006	2007	2008	2009	2010	2011	2012	2013
Cornea	Unavailable	Unavailable	Unavailable	Unavailable	Unavailable	Unavailable	Unavailable	Unavailable
Kidney	3	3	3	3	3	2	2	3
Liver (not performed)								
Pancreas (not performed)								
Heart	0	0	1	1	1	0	0	0
Lung (not performed)								

Absolute number of transplants	2006	2007	2008	2009	2010	2011	2012	2013
Cornea	7	2	51	82	64	113	54	52
Kidney - total	23	17	17	17	18	15	10	22
living donor	13	15	11	11	10	11	8	13
deceased donor	10	2	6	6	8	4	2	9
Liver (not performed)								
Pancreas (not performed)								
Heart	0	0	2	1	2	0	0	0
Lung (not performed)								

Number of transplants pmp	2006	2007	2008	2009	2010	2011	2012	2013
Cornea	2.5	0.7	16.8	27.0	20.5	36.2	17.3	16.7
Kidney - total	8.1	5.6	5.6	5.6	5.8	4.8	3.2	7.1
living donor	4.6	4.9	3.6	3.6	3.2	3.5	2.6	4.2
deceased donor	3.5	0.7	2.0	2.0	2.6	1.3	0.6	2.9
Liver (not performed)								
Pancreas (not performed)								
Heart	0.0	0.0	0.7	0.3	0.6	0.0	0.0	0.0
Lung (not performed)								

AMAPÁ

Population	669,526 (0.4%)
Capital City: Macapá	398,204
Area (Km²)	142,814.59
GDP per capita (U\$)	6.897,49

Estimated annual demand and number of transplants	Cornea	Kidney	Liver	Heart
Estimated demand	60	40	17	4
Performed transplants	0	0	0	0

Number of Mortality per year	2006	2007	2008	2009	2010	2011	2012	2013
All Causes	1,803	1,886	2,113	2,140	2,172	2,495	Unavailable	Unavailable
External Causes	439	406	429	421	503	488	Unavailable	Unavailable
Neurological Causes	11	7	17	27	29	35	Unavailable	Unavailable
Population (census IBGE)	477,032	587,311	587,311	587,311	669,526	669,526	669,526	669,526

Source: <http://cnes.datasus.gov.br> 2013-12-17

HOSPITALS % Brazil

Nº Total	12 (0.2)
State's capital	7
Country side	5
Nº of beds	967 (0.2)
Nº of ICU beds	46 (0.1)
Hospitals with over 80 beds	5
Teaching hospitals	0
Medical schools	1 (0.5)
Neurosurgery services	1 (0.2)
Number of CIHDOTTS	0
Number of OPOs	0

CNCDO: Eduardo Monteiro Cardoso

Phone: (96) 3212-6281

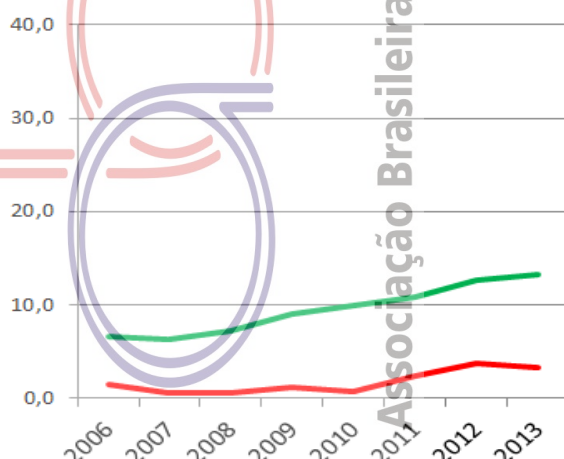
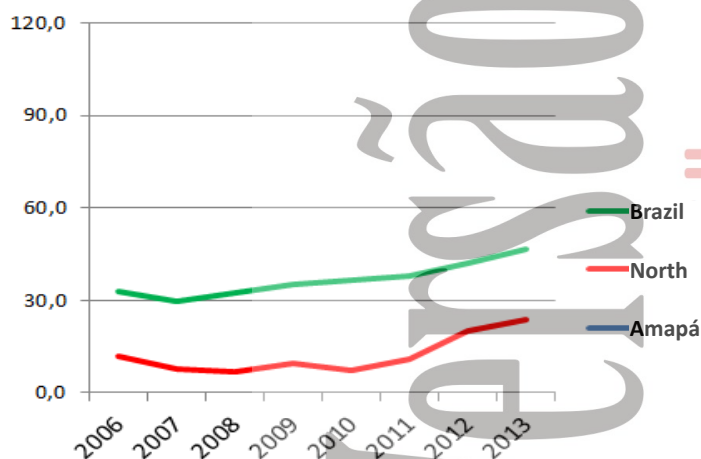
E-mail: cncdo@saude.ap.gov.br

Amapá is still implementing organ procurement, allocation and transplantation services.

ORGAN DONATION

Notified potential donors - pmp (not performed)

Effective donor - pmp (not performed)



Number of effective donors

Number of effective donors (pmp)

Potential donors

Number of potential donors(pmp)

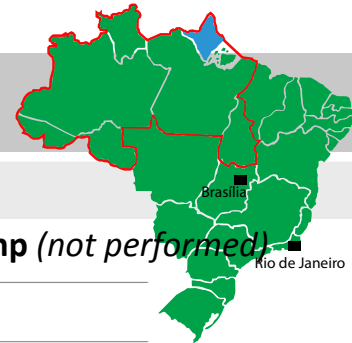
Non consenting families

Percentage of rejection of interviews Unavailable Unavailable Unavailable Unavailable Unavailable Unavailable

Cardiopulmonary Arrest Unavailable Unavailable

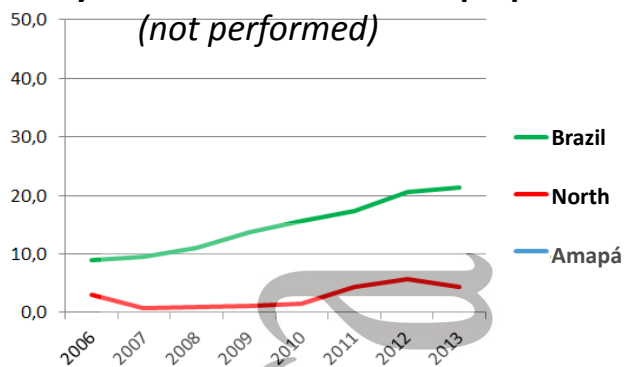
Medical Contraindications

Others

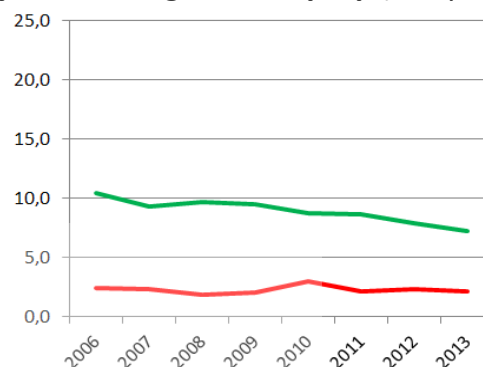


Organ Transplantation

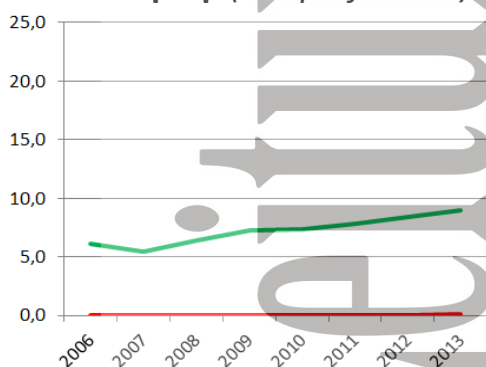
Kidney from deceased donor - pmp
(not performed)



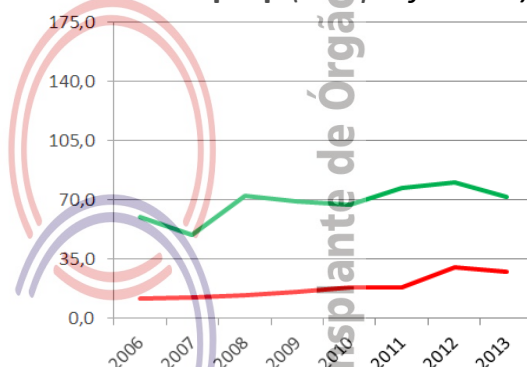
Kidney from living donor - pmp (not performed)



Liver - pmp (not performed)



Cornea- pmp (not performed)



Number of teams that performed transplantations during the year

	2006	2007	2008	2009	2010	2011	2012	2013
Cornea	Unavailable	Unavailable	Unavailable	Unavailable	Unavailable	Unavailable	Unavailable	Unavailable
Kidney (not performed)								
Liver (not performed)								
Pancreas (not performed)								
Heart (not performed)								
Lung (not performed)								

Absolute number of transplants

	2006	2007	2008	2009	2010	2011	2012	2013
Cornea (not performed)								
Kidney - total (not performed)								
living donor								
deceased donor								
Liver (not performed)								
Pancreas (not performed)								
Heart (not performed)								
Lung (not performed)								

Number of transplants pmp

	2006	2007	2008	2009	2010	2011	2012	2013
Cornea (not performed)								
Kidney - total (not performed)								
living donor								
deceased donor								
Liver (not performed)								
Pancreas (not performed)								
Heart (not performed)								
Lung (not performed)								

AMAZONAS

Population	3,483,985 (1.8%)
Capital City: Manaus	1,802,014
Area (Km²)	1,570,745.68
GDP per capita (U\$)	9.602,26

Estimated annual demand and number of transplants	Cornea	Kidney	Liver	Heart
Estimated demand	314	209	87	21
Performed transplants	209	41	0	0

Number of Mortality per year	2006	2007	2008	2009	2010	2011	2012	2013
All Causes	11,594	11,757	12,715	12,992	13,300	14,227	Unavailable	Unavailable
External Causes	1,671	1,681	1,948	1,991	2,263	2,527	Unavailable	Unavailable
Neurological Causes	140	120	179	159	168	170	Unavailable	Unavailable
Population (census IBGE)	2,812,557	3,221,939	3,221,939	3,221,939	3,483,985	3,483,985	3,483,985	3,483,985

Source: <http://cnes.datasus.gov.br> 2013-12-17

HOSPITALS % Brazil

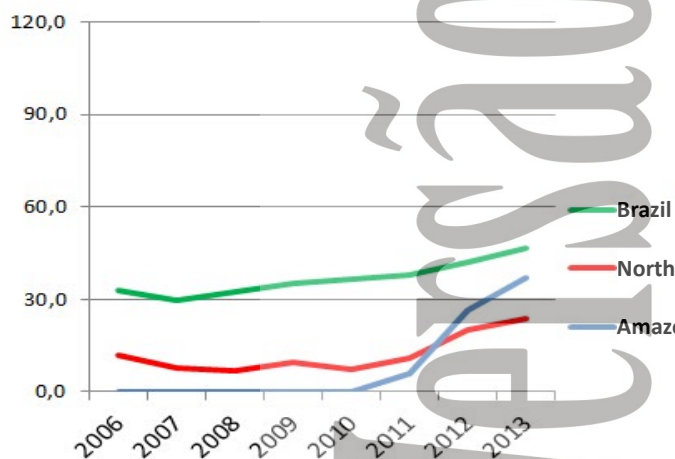
Nº Total	98 (1.6)
State's capital	41
Country side	57
Nº of beds	4,894 (1.0)
Nº of ICU beds	288 (0.8)
Hospitals with over 80 beds	21
Teaching hospitals	1
Medical schools	3 (1.6)
Neurosurgery services	4 (1.0)
Number of CIHDOTTS	4
Number of OPOs	0

CNCDO: Dra. Leny Nascimento da Motta Passos
Fone/ Fax: (92) 3664-2616 / (92) 8802-6801
E-mail: cncdo.am@saude.gov.br

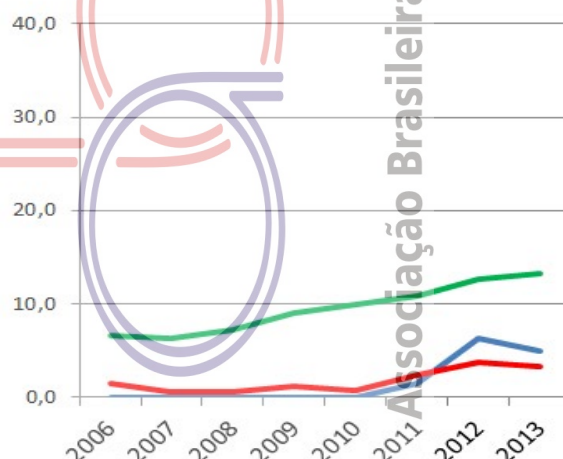
Amazonas has low rates of organ donation and kidney transplantation.

ORGAN DONATION

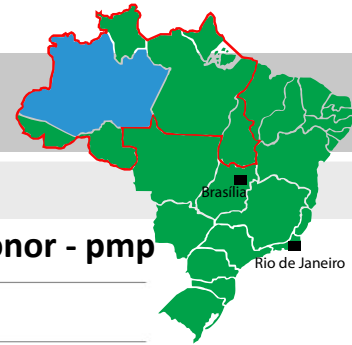
Notified potential donors - pmp



Effective donor - pmp

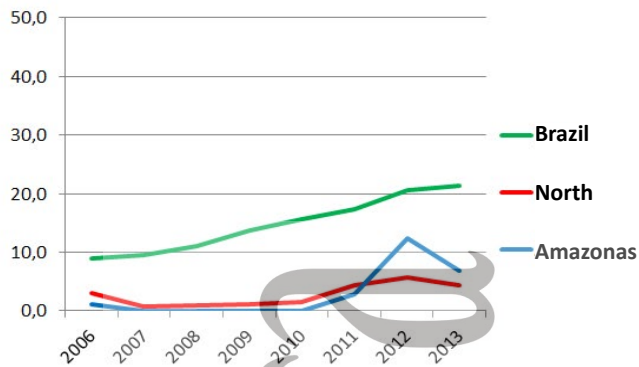


	2006	2007	2008	2009	2010	2011	2012	2013
Number of effective donor	0	0	0	0	0	5	22	17
Number of effective donor (pmp)	0.0	0.0	0.0	0.0	0.0	1.4	6.3	4.9
Potential donors	0	0	0	0	0	21	92	129
Number of potential donors(pmp)	0.0	0.0	0.0	0.0	0.0	6.0	26.4	37.0
Non consenting families	0	0	0	0	0	9	30	41
Percentage of rejection of interviews	Unavailable	Unavailable	Unavailable	Unavailable	Unavailable	Unavailable	57	65
Cardiopulmonary Arrest	Unavailable	Unavailable	0	0	0	2	1	2
Medical Contraindications	0	0	0	0	0	2	18	28
Others	0	0	0	0	0	3	21	41

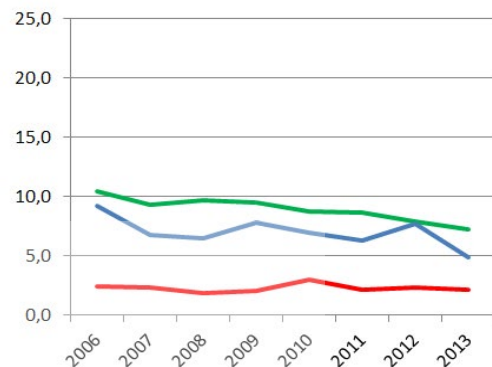


Organ Transplantation

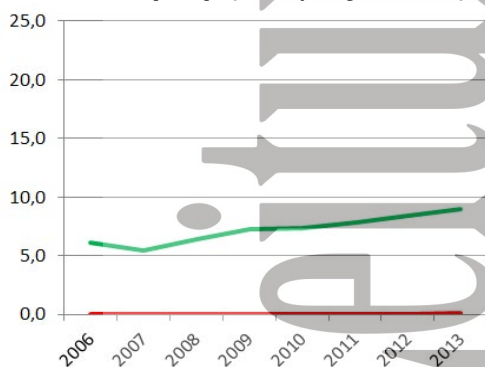
Kidney from deceased donor - pmp



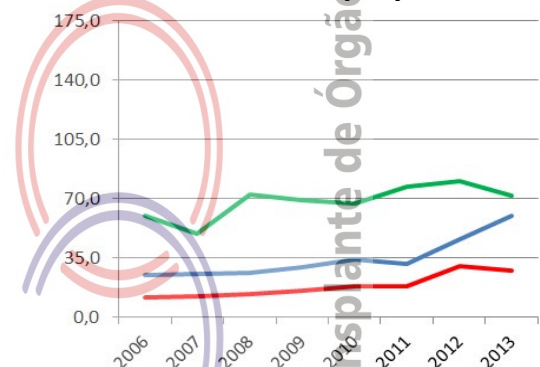
Kidney from living donor - pmp



Liver - pmp (not performed)



Cornea- pmp



Number of teams that performed transplantations during the year

	2006	2007	2008	2009	2010	2011	2012	2013
Cornea	Unavailable	Unavailable	Unavailable	Unavailable	Unavailable	Unavailable	Unavailable	Unavailable
Kidney	1	1	1	1	1	1	1	1
Liver (not performed)								
Pancreas (not performed)								
Heart (not performed)								
Lung (not performed)								

Absolute number of transplants	2006	2007	2008	2009	2010	2011	2012	2013
Cornea	69	82	84	95	120	109	160	209
Kidney - total	29	22	21	25	24	32	70	41
living donor	26	22	21	25	24	22	27	17
deceased donor	3	0	0	0	0	10	43	24
Liver (not performed)								
Pancreas (not performed)								
Heart (not performed)								
Lung (not performed)								

Number of transplants pmp	2006	2007	2008	2009	2010	2011	2012	2013
Cornea	24.5	25.5	26.1	29.5	34.4	31.3	45.9	60.0
Kidney - total	10.3	6.8	6.5	7.8	6.9	9.2	20.1	11.8
living donor	9.2	6.8	6.5	7.8	6.9	6.3	7.7	4.9
deceased donor	1.1	0.0	0.0	0.0	0.0	2.9	12.3	6.9
Liver (not performed)								
Pancreas (not performed)								
Heart (not performed)								
Lung (not performed)								

BAHIA

Population	14,016,906 (7.3%)		Estimated annual demand and number of transplants			Cornea	Kidney	Liver	Heart
Capital City Salvador	2,675,656								
Area (Km²)	564,692.67		Estimated demand			1,262	841	350	84
GDP per capita (U\$)	5.968,52		Performed transplants			428	118	64	0
Number of Mortality per year	2006	2007	2008	2009	2010	2011	2012	2013	
All Causes	67,533	67,588	71,013	73,492	76,337	78,046	Unavailable	Unavailable	
External Causes	8,435	9,440	10,653	11,493	12,168	11,968	Unavailable	Unavailable	
Neurological Causes	869	869	919	1,010	1,032	1,132	Unavailable	Unavailable	
Population (census IBGE)	13,070,250	14,080,654	14,080,654	14,080,654	14,016,906	14,016,906	14,016,906	14,016,906	

Source: <http://cnes.datasus.gov.br> 2013-12-17

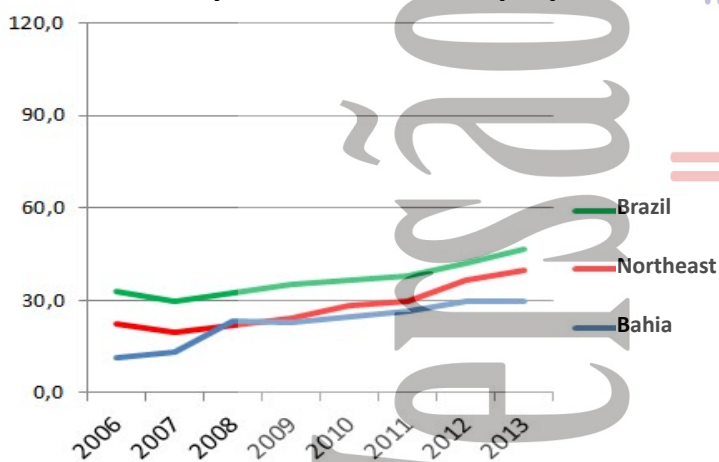
Source: <http://cnes.datasus.gov.br> 2013-12-17

HOSPITALS	% Brazil	<p>CNCDO: Eraldo Salustiano de Moura Phone: (71) 3356-6776 E-mail: transplantes.ba@gmail.com</p>						
Nº Total	547 (8.7)							
State's capital	64							
Country side	483							
Nº of beds	31,000 (6.5)							
Nº of ICU beds	1,658 (4.4)							
Hospitals with over 80 beds	95							
Teaching hospitals	5							
Medical schools	9 (4.7)							
Neurosurgery services	22 (5.4)							
Number of CIHDOTTS	7							
Number of OPOs	7							

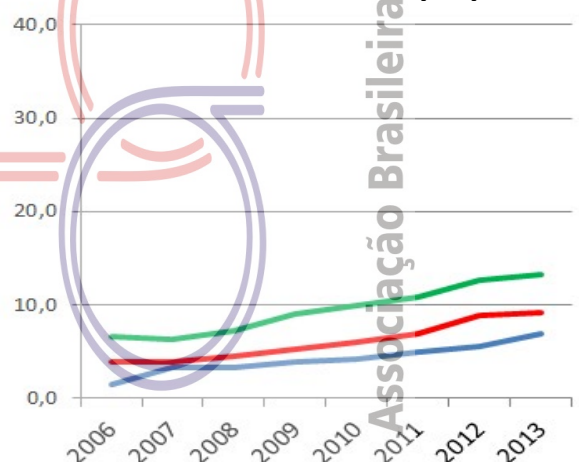
Bahia has seven organ procurement organizations across the state and has been showing increasing number of organ donation and transplantation, mainly corneal transplants, over the last years. Yet, notification rate are still low and family refusal rates are higher than 60%.

ORGAN DONATION

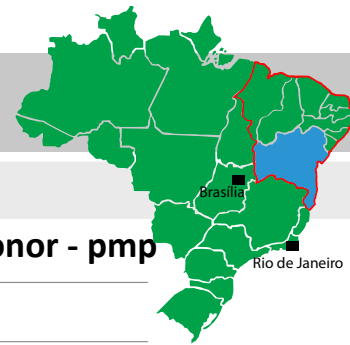
Notified potential donors - pmp



Effective donor - pmp

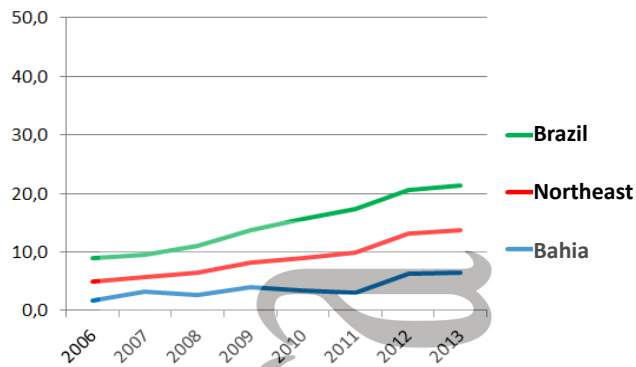


	2006	2007	2008	2009	2010	2011	2012	2013
Number of effective donors	18	46	47	53	57	69	77	97
Number of effective donors (pmp)	1.4	3.3	3.3	3.8	4.1	4.9	5.5	6.9
Potential donors	149	186	329	320	346	374	414	417
Number of potential donors(pmp)	11.4	13.2	23.4	22.7	24.7	26.7	29.5	29.7
Non consenting families	49	72	94	70	107	132	174	178
Percentage of rejection of interviews	Unavailable	Unavailable	Unavailable	Unavailable	Unavailable	Unavailable	63	65
Cardiopulmonary Arrest	Unavailable	Unavailable	19	18	12	8	23	9
Medical Contraindications	51	43	35	17	23	32	35	47
Others	31	25	134	162	147	133	105	86

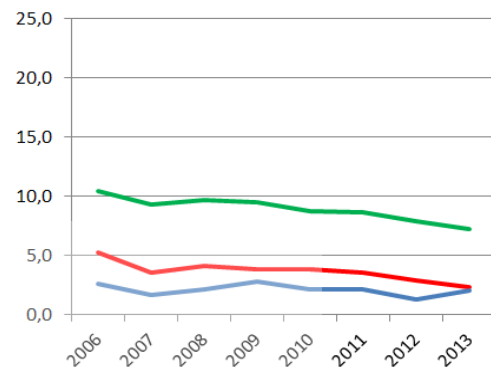


Organ Transplantation

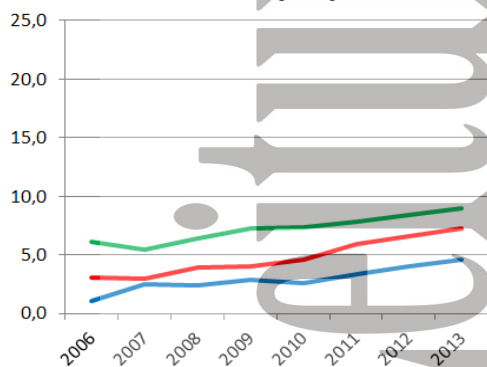
Kidney from deceased donor - pmp



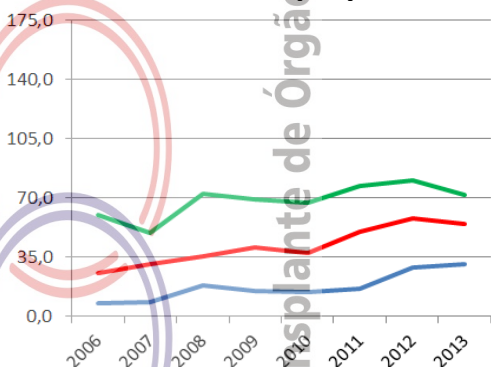
Kidney from living donor - pmp



Liver - pmp



Cornea - pmp



Number of teams that performed transplantations during the year

	2006	2007	2008	2009	2010	2011	2012	2013
Cornea	Unavailable	Unavailable	Unavailable	Unavailable	Unavailable	Unavailable	Unavailable	Unavailable
Kidney	3	4	4	4	4	4	4	4
Liver	2	2	2	2	2	2	2	2
Pancreas (not performed)								
Heart	0	0	1	1	0	0	0	0
Lung (not performed)								

Absolute number of transplants

	2006	2007	2008	2009	2010	2011	2012	2013
Cornea	98	119	258	209	200	231	408	428
Kidney - total	56	70	68	96	78	73	105	118
living donor	34	24	30	40	29	29	18	28
deceased donor	22	46	38	56	49	44	87	90
Liver	14	35	34	41	37	48	56	64
Pancreas (not performed)								
Heart	0	0	2	3	0	0	0	0
Lung (not performed)								

Number of transplants pmp

	2006	2007	2008	2009	2010	2011	2012	2013
Cornea	7.5	8.5	18.3	14.8	14.3	16.5	29.1	30.5
Kidney - total	4.3	5.0	4.8	6.8	5.6	5.2	7.5	8.4
living donor	2.6	1.7	2.1	2.8	2.1	2.1	1.3	2.0
deceased donor	1.7	3.3	2.7	4.0	3.5	3.1	6.2	6.4
Liver	1.1	2.5	2.4	2.9	2.6	3.4	4.0	4.6
Pancreas (not performed)								
Heart	0.0	0.0	0.1	0.2	0.0	0.0	0.0	0.0
Lung (not performed)								

Population	8,452,381 (4.4%)	Estimated annual demand and number of transplants				Cornea	Kidney	Liver	Heart
Capital City: Fortaleza	2,452,185	Estimated demand				761	507	211	51
Area (Km²)	148,825.60	Performed transplants				764	262	194	30
GDP per capita (U\$)	5.428,57								
Number of Mortality per year	2006	2007	2008	2009	2010	2011	2012	2013	
All Causes	40,793	40,426	43,100	44,194	43,847	47,886	Unavailable	Unavailable	
External Causes	5,268	5,645	5,801	5,849	7,047	7,420	Unavailable	Unavailable	
Neurological Causes	713	759	879	862	918	1,041	Unavailable	Unavailable	
Population (census IBGE)	7,430,661	8,185,286	8,185,286	8,185,286	8,452,381	8,452,381	8,452,381	8,452,381	

Source: <http://cnes.datasus.gov.br> 2013-12-17

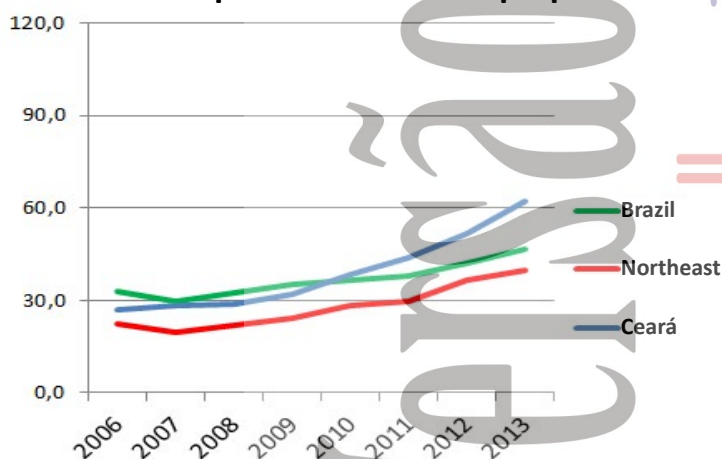
HOSPITALS	% Brazil
Nº Total	274 (4.4)
State's capital	78
Country side	196
Nº of beds	17,915 (3.8)
Nº of ICU beds	957 (2.5)
Hospitals with over 80 beds	69
Teaching hospitals	3
Medical schools	5 (2.6)
Neurosurgery services	10 (2.4)
Number of CIHDOTS	15
Number of OPOs	0

CNCDO: Dra. Eliana Régia Barbosa de Almeida
Phone: (85) 3252-1886 / 3101-5238
E-mail: cncdo@saude.ce.gov.br

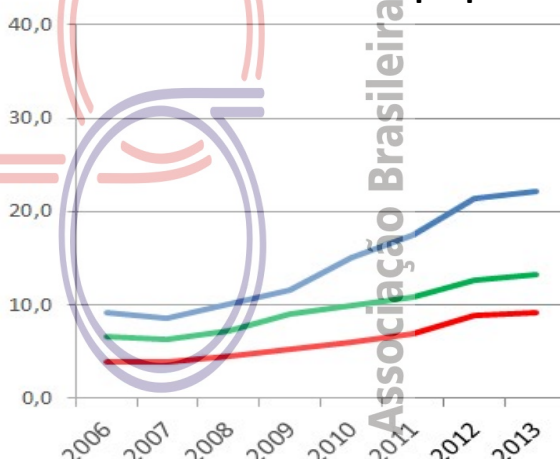
Ceará has been showing continuous increase in organ donation and transplantation, leading to an effective donor rate above the national average. These figures contributed to reduce inequalities in the Northeast region.

ORGAN DONATION

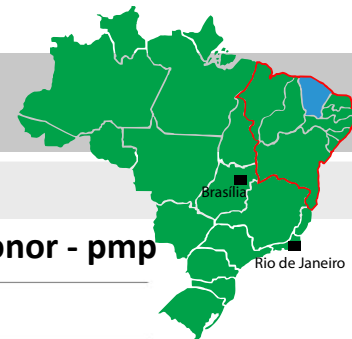
Notified potential donors - pmp



Effective donor - pmp

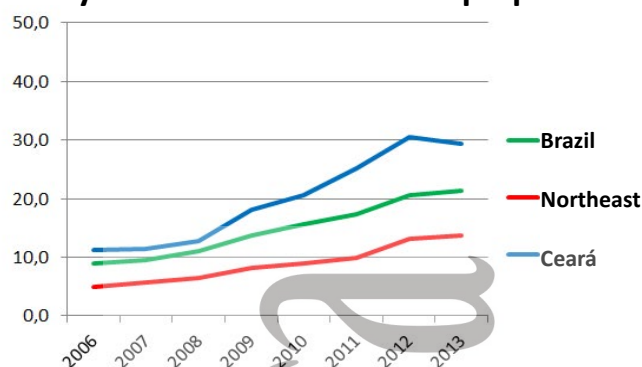


	2006	2007	2008	2009	2010	2011	2012	2013
Number of effective donors	68	70	83	94	127	148	181	188
Number of effective donors (pmp)	9.2	8.6	10.1	11.5	15.0	17.5	21.4	22.2
Potential donors	200	233	237	260	325	373	435	527
Number of potential donors(pmp)	26.9	28.5	29.0	31.8	38.5	44.1	51.5	62.4
Non consenting families	58	65	55	51	80	102	110	157
Percentage of rejection of interviews	Unavailable	Unavailable	Unavailable	Unavailable	Unavailable	Unavailable	37	44
Cardiopulmonary Arrest	Unavailable	Unavailable	27	47	73	87	89	110
Medical Contraindications	51	72	56	55	36	31	52	64
Others	23	26	16	13	9	5	3	8

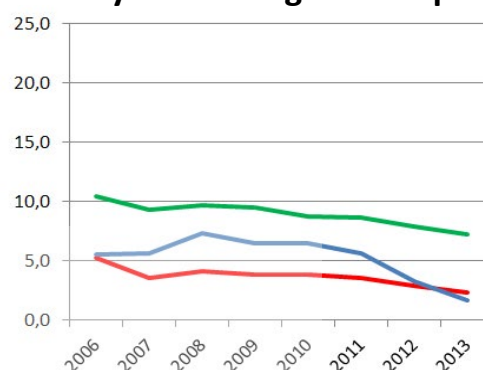


Organ Transplantation

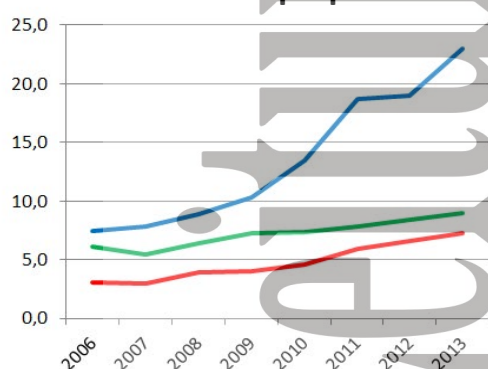
Kidney from deceased donor - pmp



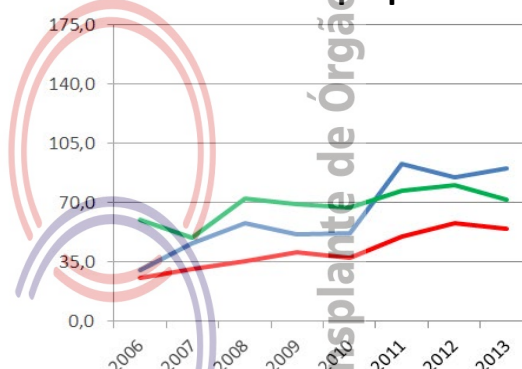
Kidney from living donor - pmp



Liver - pmp



Cornea- pmp



Number of teams that performed transplantations during the year

	2006	2007	2008	2009	2010	2011	2012	2013
Cornea	Unavailable	Unavailable	Unavailable	Unavailable	Unavailable	Unavailable	Unavailable	Unavailable
Kidney	3	3	4	4	4	3	3	3
Liver	1	1	2	3	3	3	3	3
Pancreas	0	0	0	1	1	2	2	2
Heart	1	1	1	1	1	1	1	1
Lung	0	0	0	0	0	1	1	1

Absolute number of transplants

	2006	2007	2008	2009	2010	2011	2012	2013
Cornea	224	376	473	420	436	786	718	764
Kidney - total	125	140	164	201	229	260	285	262
living donor	41	46	60	53	55	47	28	14
deceased donor	84	94	104	148	174	213	257	248
Liver	56	64	73	84	114	158	161	194
Pancreas	0	0	0	1	6	10	12	10
Heart	17	22	31	25	16	25	28	30
Lung	0	0	0	0	0	4	4	8

Number of transplants pmp

	2006	2007	2008	2009	2010	2011	2012	2013
Cornea	30.1	45.9	57.8	51.3	51.6	93.0	84.9	90.4
Kidney - total	16.8	17.1	20.0	24.6	27.1	30.8	33.7	31.0
living donor	5.5	5.6	7.3	6.5	6.5	5.6	3.3	1.7
deceased donor	11.3	11.5	12.7	18.1	20.6	25.2	30.4	29.3
Liver	7.5	7.8	8.9	10.3	13.5	18.7	19.0	23.0
Pancreas	0.0	0.0	0.0	0.1	0.7	1.2	1.4	1.2
Heart	2.3	2.7	3.8	3.1	1.9	3.0	3.3	3.5
Lung	0.0	0.0	0.0	0.0	0.0	0.5	0.5	0.9

DISTRITO FEDERAL - Brasília

Population	2,570,160 (1.3%)	Estimated annual demand and number of transplants				Cornea	Kidney	Liver	Heart
Capital City: Brasília	2,570,160	Estimated demand				231	154	64	15
Area (Km²)	5,801.94	Performed transplants				306	128	53	29
GDP per capita (U\$)	33.168,43								
Number of Mortality per year	2006	2007	2008	2009	2010	2011	2012	2013	
All Causes	9,513	9,866	10,284	10,459	10,851	11,253	Unavailable	Unavailable	
External Causes	1,636	1,746	1,848	1,918	1,878	1,940	Unavailable	Unavailable	
Neurological Causes	239	226	224	253	287	310	Unavailable	Unavailable	
Population (census IBGE)	2,051,146	2,455,903	2,455,903	2,455,903	2,570,160	2,570,160	2,570,160	2,570,160	

Source: <http://cnes.datasus.gov.br> 2013-12-17

HOSPITALS % Brazil

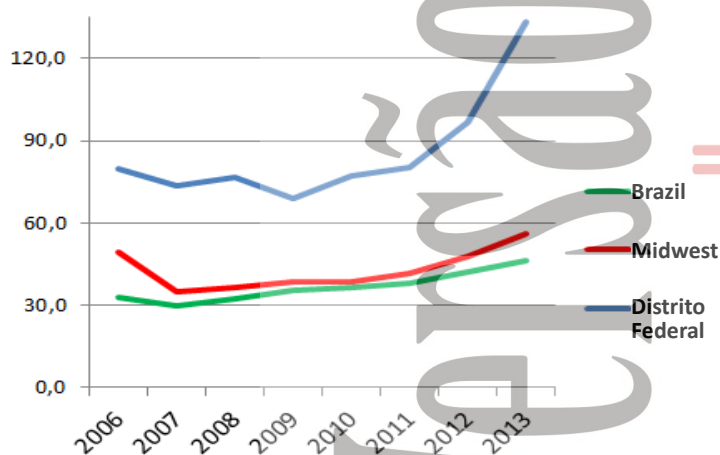
Nº Total	68 (1.1)
State's capital	28
Country side	40
Nº of beds	7,907 (1.7)
Nº of ICU beds	1,122 (3.0)
Hospitals with over 80 beds	29
Teaching hospitals	3
Medical schools	5 (2.6)
Neurosurgery services	5 (1.2)
Number of CIHDOTTS	0
Number of OPOs	0

CNCDO: Dra. Daniela Ferreira Salomão
Phone: (61) 3315-1755 / 3315-1677
E-mail: centraldetransplantedf@gmail.com

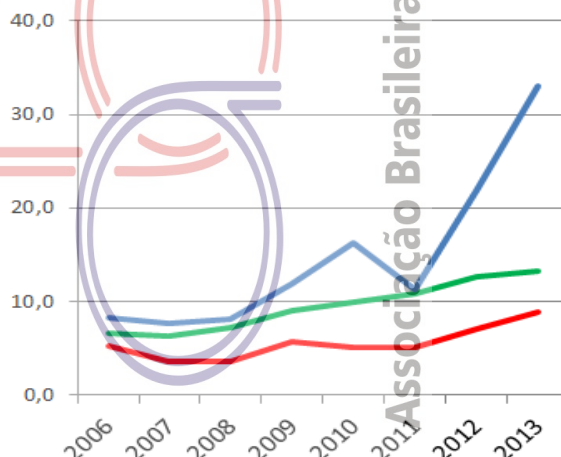
Distrito Federal showed the highest national growth in the number of donors over the last two years.

ORGAN DONATION

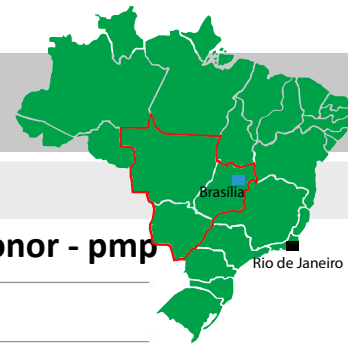
Notified potential donors - pmp



Effective donor - pmp

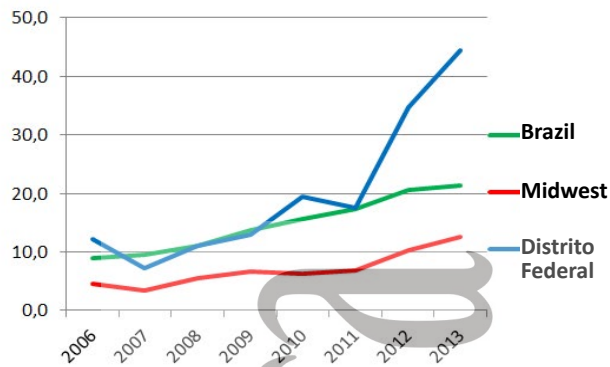


	2006	2007	2008	2009	2010	2011	2012	2013
Number of effective donors	17	19	20	29	42	29	56	85
Number of effective donors (pmp)	8.3	7.7	8.1	11.8	16.3	11.3	21.8	33.1
Potential donors	164	181	188	169	199	207	248	342
Number of potential donors(pmp)	80.0	73.7	76.6	68.8	77.4	80.5	96.5	133.1
Non consenting families	29	22	19	40	31	29	44	69
Percentage of rejection of interviews	Unavailable	Unavailable	Unavailable	Unavailable	Unavailable	Unavailable	44	39
Cardiopulmonary Arrest	Unavailable	Unavailable	9	9	6	9	10	19
Medical Contraindications	84	114	61	79	78	90	75	108
Others	34	26	79	12	42	50	63	61

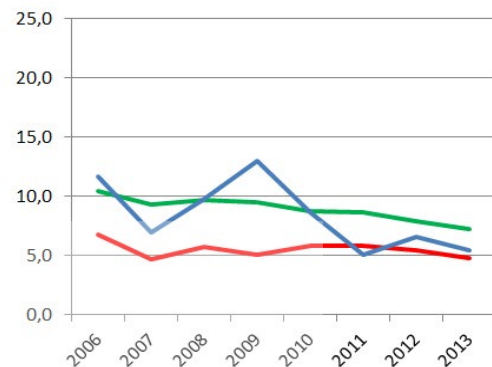


Organ Transplantation

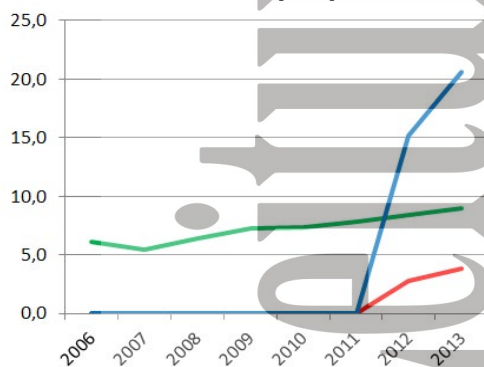
Kidney from deceased donor - pmp



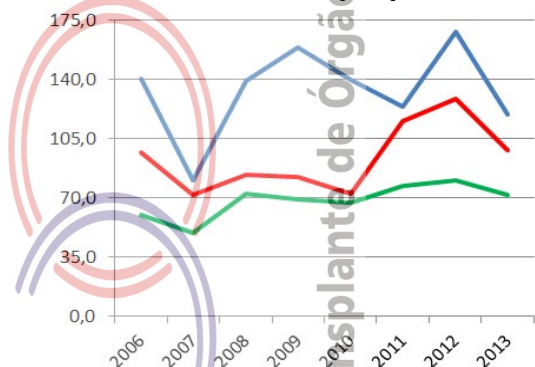
Kidney from living donor - pmp



Liver - pmp



Cornea - pmp



Number of teams that performed transplantations during the year

	2006	2007	2008	2009	2010	2011	2012	2013
Cornea	Unavailable	Unavailable	Unavailable	Unavailable	Unavailable	Unavailable	Unavailable	Unavailable
Kidney	3	3	3	4	3	2	3	4
Liver	0	0	0	0	0	0	2	2
Pancreas (not performed)								
Heart	0	1	1	1	1	1	1	1
Lung	0	0	0	0	0	0	0	1

Absolute number of transplants

	2006	2007	2008	2009	2010	2011	2012	2013
Cornea	288	197	342	390	360	319	432	306
Kidney - total	49	35	51	64	72	58	106	128
living donor	24	17	24	32	22	13	17	14
deceased donor	25	18	27	32	50	45	89	114
Liver	0	0	0	0	0	0	39	53
Pancreas (not performed)								
Heart	0	3	2	7	3	9	18	29
Lung	0	0	0	0	0	0	0	2

Number of transplants pmp

	2006	2007	2008	2009	2010	2011	2012	2013
Cornea	140.4	80.2	139.3	158.8	140.1	124.1	168.1	119.1
Kidney - total	23.9	14.3	20.8	26.1	28.0	22.6	41.2	49.8
living donor	11.7	6.9	9.8	13.0	8.6	5.1	6.6	5.4
deceased donor	12.2	7.3	11.0	13.0	19.5	17.5	34.6	44.4
Liver	0.0	0.0	0.0	0.0	0.0	0.0	15.2	20.6
Pancreas (not performed)								
Heart	0.0	1.2	0.8	2.9	1.2	3.5	7.0	11.3
Lung	0.0	0.0	0.0	0.0	0.0	0.0	0.0	0.8

ESPÍRITO SANTO

Population	3,514,952 (1.8%)	Estimated annual demand and number of transplants				Cornea	Kidney	Liver	Heart
Capital City: Vitória	327,801	Estimated demand				316	211	88	21
Area (Km²)	46,077.52	Performed transplants				213	100	24	3
GDP per capita (U\$)	22.411,23								
Number of Mortality per year	2006	2007	2008	2009	2010	2011	2012	2013	
All Causes	19,665	19,641	20,447	20,396	21,205	21,403	Unavailable	Unavailable	
External Causes	3,574	3,881	3,984	3,930	3,944	3,804	Unavailable	Unavailable	
Neurological Causes	425	402	503	526	546	647	Unavailable	Unavailable	
Population (census IBGE)	3,097,232	3,351,669	3,351,669	3,351,669	3,514,952	3,514,952	3,514,952	3,514,952	

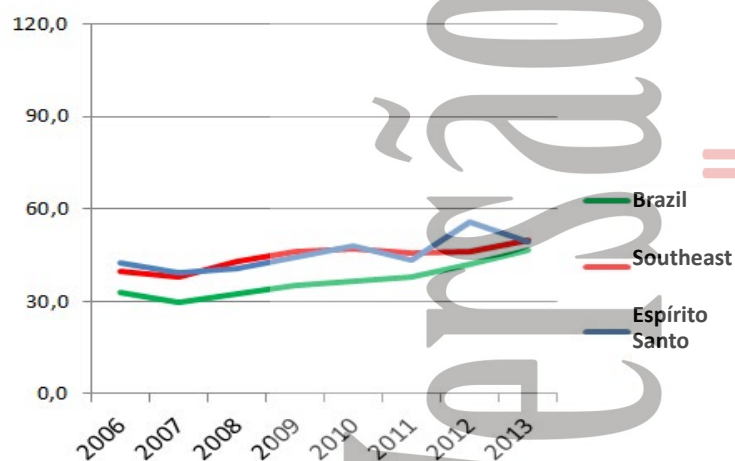
Source: <http://cnes.datasus.gov.br> 2013-12-17

HOSPITALS	% Brazil	CNCDO: Rosemary Gueis Nunes Erlacher	
Nº Total	114 (1.8)	Phone: (27) 3235-1028	
State's capital	21	E-mail: cncdo@saude.es.gov.br	
Country side	93		
Nº of beds	8,890 (1.9)		
Nº of ICU beds	813 (2.1)		
Hospitals with over 80 beds	37		
Teaching hospitals	0		
Medical schools	5 (2.6)		
Neurosurgery services	10 (2.4)		
Number of CIHDOTS	40		
Number of OPOs	0		

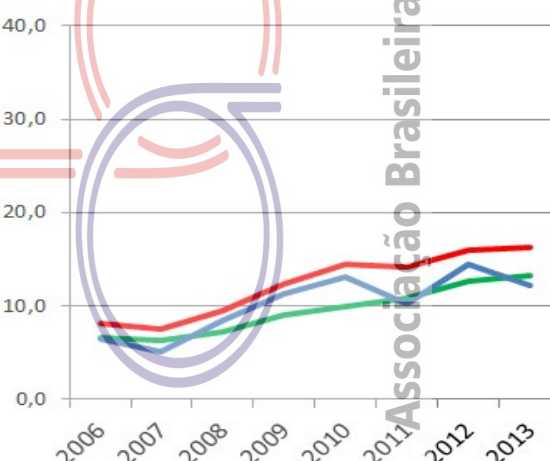
Espirito Santo also established program for organ donation and transplantation.

ORGAN DONATION

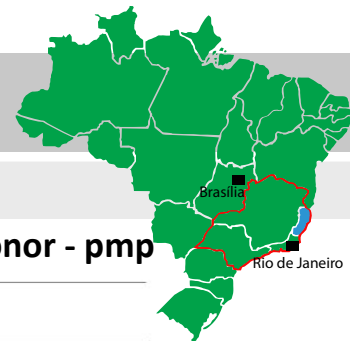
Notified potential donors - pmp



Effective donor - pmp

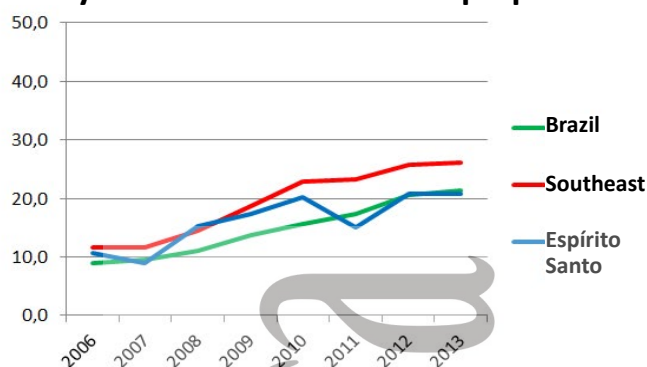


	2006	2007	2008	2009	2010	2011	2012	2013
Number of effective donors	20	17	28	38	46	36	51	43
Number of effective donors (pmp)	6.5	5.1	8.4	11.3	13.1	10.2	14.5	12.2
Potential donors	132	132	137	149	169	153	196	174
Number of potential donors(pmp)	42.6	39.4	40.9	44.5	48.1	43.5	55.8	49.5
Non consenting families	54	61	41	44	41	47	41	49
Percentage of rejection of interviews	Unavailable	Unavailable	Unavailable	Unavailable	Unavailable	Unavailable	40	59
Cardiopulmonary Arrest	Unavailable	Unavailable	1	3	23	14	3	0
Medical Contraindications	53	46	63	59	41	20	16	23
Others	5	8	4	5	18	36	85	59

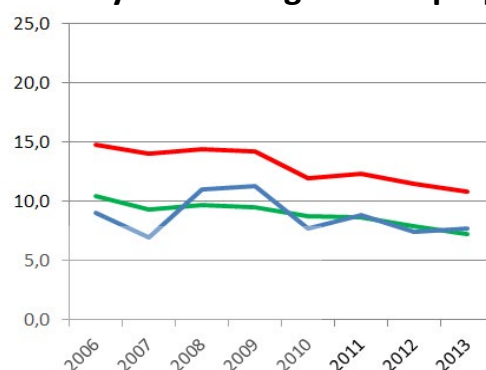


Organ Transplantation

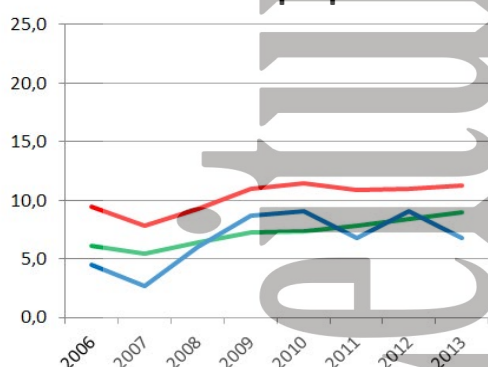
Kidney from deceased donor - pmp



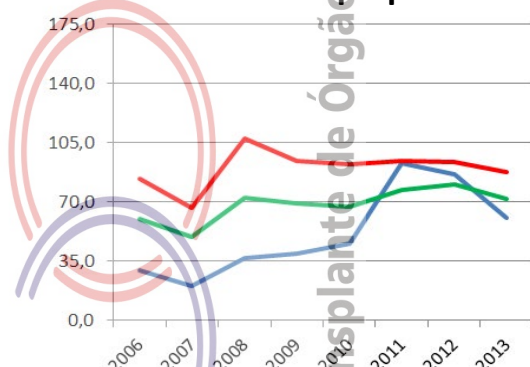
Kidney from living donor - pmp



Liver - pmp



Cornea- pmp



Number of teams that performed transplantations during the year

	2006	2007	2008	2009	2010	2011	2012	2013
Cornea	Unavailable	Unavailable	Unavailable	Unavailable	Unavailable	Unavailable	Unavailable	Unavailable
Kidney	6	4	4	5	5	4	3	3
Liver	1	1	1	2	2	2	1	1
Pancreas	1	0	0	0	0	0	0	0
Heart	0	0	1	1	1	1	1	1
Lung (not performed)								

Absolute number of transplants

	2006	2007	2008	2009	2010	2011	2012	2013
Cornea	91	67	122	131	159	326	304	213
Kidney - total	61	53	88	96	98	84	99	100
living donor	28	23	37	38	27	31	26	27
deceased donor	33	30	51	58	71	53	73	73
Liver	14	9	20	29	32	24	32	24
Pancreas	4	0	0	0	0	0	0	0
Heart	0	0	4	1	8	3	7	3
Lung (not performed)								

Number of transplants pmp

	2006	2007	2008	2009	2010	2011	2012	2013
Cornea	29.4	20.0	36.4	39.1	45.2	92.7	86.5	60.6
Kidney - total	19.7	15.8	26.3	28.6	27.9	23.9	28.2	28.4
living donor	9.0	6.9	11.0	11.3	7.7	8.8	7.4	7.7
deceased donor	10.7	9.0	15.2	17.3	20.2	15.1	20.8	20.8
Liver	4.5	2.7	6.0	8.7	9.1	6.8	9.1	6.8
Pancreas	1.3	0.0	0.0	0.0	0.0	0.0	0.0	0.0
Heart	0.0	0.0	1.2	0.3	2.3	0.9	2.0	0.9
Lung (not performed)								

Population	6,003,788 (3.1%)	Estimated annual demand and number of transplants				Cornea	Kidney	Liver	Heart
Capital City: Goiânia	1,320,001	Estimated demand				540	360	150	36
Area (Km²)	340,086.70	Performed transplants				698	71	0	0
GDP per capita (U\$)	16.060,89								
Number of Mortality per year	2006	2007	2008	2009	2010	2011	2012	2013	
All Causes	27,211	28,153	30,146	30,496	32,656	34,154	Unavailable	Unavailable	
External Causes	4,128	4,294	4,865	4,921	5,279	5,542	Unavailable	Unavailable	
Neurological Causes	471	498	532	566	667	719	Unavailable	Unavailable	
Population (census IBGE)	5,003,228	5,647,035	5,647,035	5,647,035	6,003,788	6,003,788	6,003,788	6,003,788	

Source: <http://cnes.datasus.gov.br> 2013-12-17

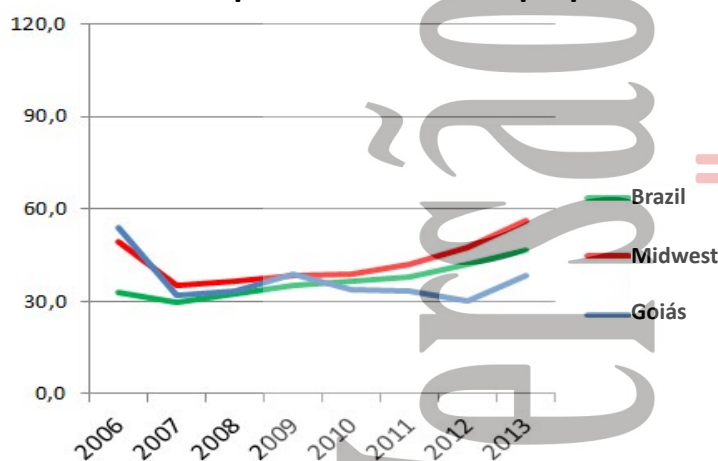
HOSPITALS	% Brazil	
Nº Total	423 (6.7)	
State's capital	112	
Country side	311	
Nº of beds	17,750 (3.7)	
Nº of ICU beds	1,021 (2.7)	
Hospitals with over 80 beds	46	
Teaching hospitals	2	
Medical schools	4 (2.1)	
Neurosurgery services	12 (2.9)	
Number of CIHDOTS	1	
Number of OPOs	0	

CNCDO: Dr. Luciano Leão Bernardino da Costa
Fone/Fax: (62) 3232-3275 / 3232-3274 / 3232-3268
E-mail: centraltransplantes.go@saude.gov.br

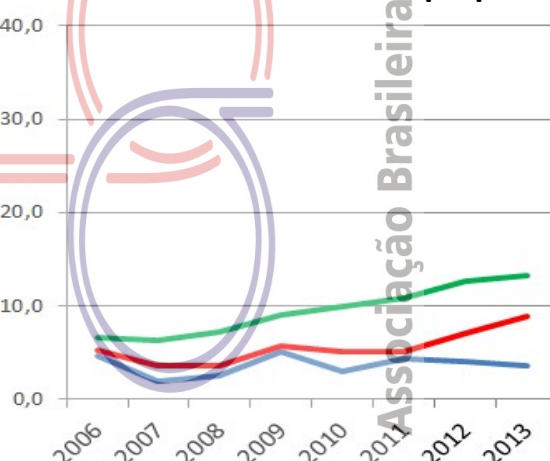
Goiás has registered an increase in the number of potential deceased donors but conversion rate into effective donors is still very low (10%). While the number of kidney transplants has been stable, a decrease in corneal transplants was observed in 2013.

ORGAN DONATION

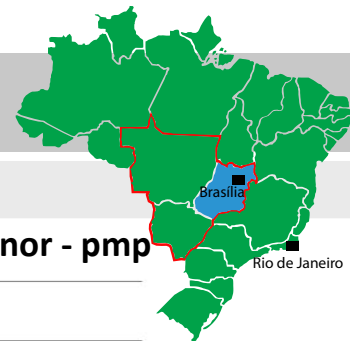
Notified potential donors - pmp



Effective donor - pmp

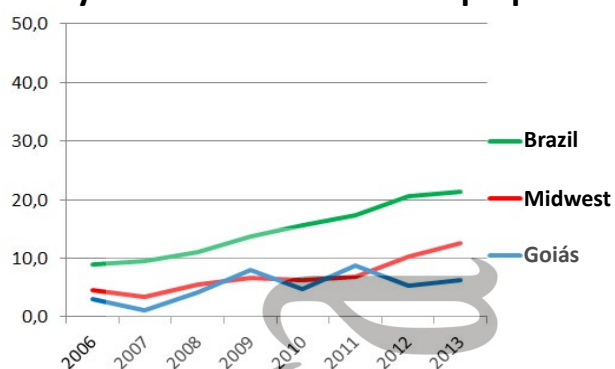


	2006	2007	2008	2009	2010	2011	2012	2013
Number of effective donors	23	11	14	29	18	26	24	21
Number of effective donors (pmp)	4.6	1.9	2.5	5.1	3.0	4.3	4.0	3.5
Potential donors	270	182	189	219	204	201	181	232
Number of potential donors(pmp)	54.0	32.2	33.5	38.8	34.0	33.5	30.1	38.6
Non consenting families	45	42	44	37	66	41	28	67
Percentage of rejection of interviews	Unavailable	Unavailable	Unavailable	Unavailable	Unavailable	Unavailable	51	63
Cardiopulmonary Arrest	Unavailable	Unavailable	41	44	74	97	83	87
Medical Contraindications	154	37	84	107	40	30	20	27
Others	48	92	6	2	6	7	26	30

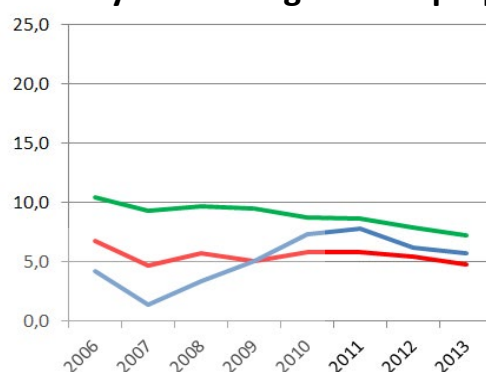


Organ Transplantation

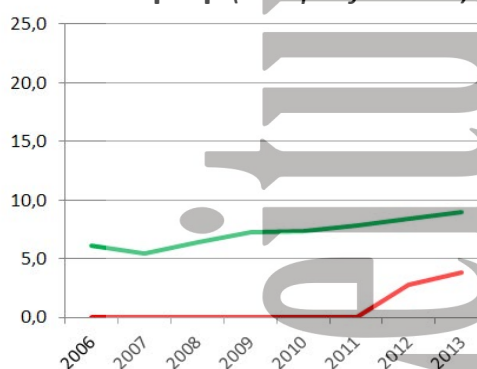
Kidney from deceased donor - pmp



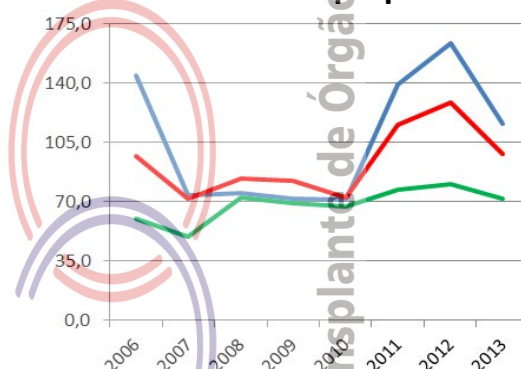
Kidney from living donor - pmp



Liver - pmp (not performed)



Cornea- pmp



Number of teams that performed transplantations during the year

	2006	2007	2008	2009	2010	2011	2012	2013
Cornea	Unavailable	Unavailable	Unavailable	Unavailable	Unavailable	Unavailable	Unavailable	Unavailable
Kidney	3	3	3	2	2	3	2	4
Liver (not performed)								
Pancreas	0	0	1	0	0	0	1	1
Heart	1	0	0	1	1	0	0	0
Lung (not performed)								

Absolute number of transplants

	2006	2007	2008	2009	2010	2011	2012	2013
Cornea	723	418	426	404	428	836	982	698
Kidney - total	36	15	42	74	73	99	69	71
living donor	21	8	19	29	44	47	37	34
deceased donor	15	7	23	45	29	52	32	37
Liver (not performed)								
Pancreas	0	0	1	0	0	0	6	2
Heart	2	0	0	2	1	0	0	0
Lung (not performed)								

Number of transplants pmp

	2006	2007	2008	2009	2010	2011	2012	2013
Cornea	144.5	74.0	75.4	71.5	71.3	139.2	163.6	116.3
Kidney - total	7.2	2.7	7.4	13.1	12.2	16.5	11.5	11.8
living donor	4.2	1.4	3.4	5.1	7.3	7.8	6.2	5.7
deceased donor	3.0	1.2	4.1	8.0	4.8	8.7	5.3	6.2
Liver (not performed)								
Pancreas	0.0	0.0	0.2	0.0	0.0	0.0	1.0	0.3
Heart	0.4	0.0	0.0	0.4	0.2	0.0	0.0	0.0
Lung (not performed)								

MARANHÃO

Population	6,574,789 (3.4%)	Estimated annual demand and number of transplants				Cornea	Kidney	Liver	Heart
Capital City: São Luís	1,014,837	Estimated demand				592	394	164	39
Area (Km²)	331,983.29	Performed transplants				119	30	0	0
GDP per capita (U\$)	11.863,06								
Number of Mortality per year	2006	2007	2008	2009	2010	2011	2012	2013	
All Causes	22,643	23,821	25,407	25,734	26,091	28,970	Unavailable	Unavailable	
External Causes	2,738	3,143	3,502	3,585	3,887	4,135	Unavailable	Unavailable	
Neurological Causes	302	282	378	342	391	401	Unavailable	Unavailable	
Population (census IBGE)	5,651,475	6,118,995	6,118,995	6,118,995	6,574,789	6,574,789	6,574,789	6,574,789	

Source: <http://cnes.datasus.gov.br> 2013-12-17

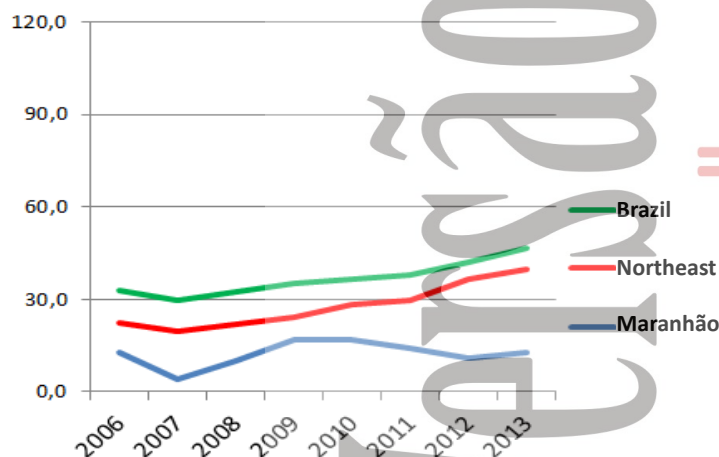
HOSPITALS	% Brazil
Nº Total	212 (3.4)
State's capital	42
Country side	170
Nº of beds	12,583 (2.6)
Nº of ICU beds	589 (1.6)
Hospitals with over 80 beds	40
Teaching hospitals	1
Medical schools	3 (1.6)
Neurosurgery services	3 (0.7)
Number of CIHDOTS	8
Number of OPOs	0

CNCDO: Dra, Silvana S Santos Oliveira
Phone: (98) 2109-1276 / 2109-1212
E-mail: ctx@huufma.br

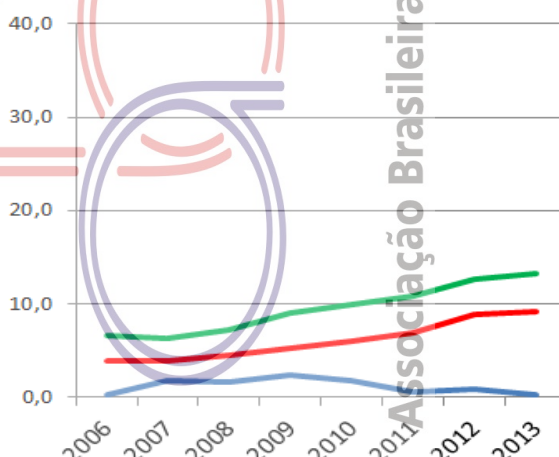
Maranhão needs to increase the number of well-trained professionals involved in organ donation to reduce the rates of family refusal.

ORGAN DONATION

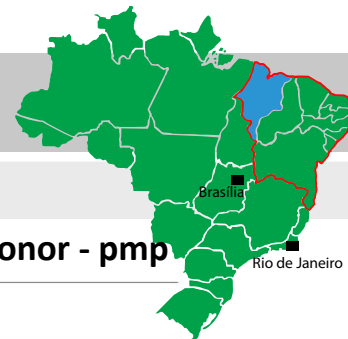
Notified potential donors - pmp



Effective donor - pmp

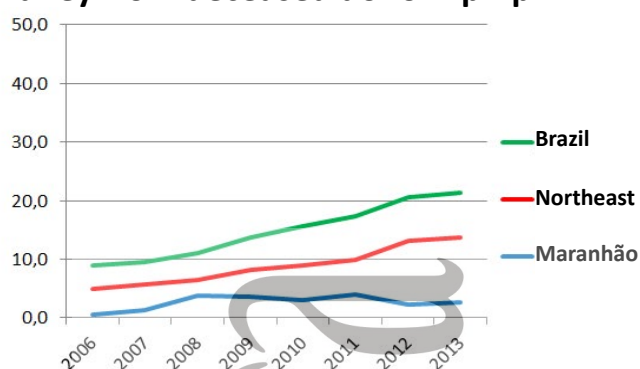


	2006	2007	2008	2009	2010	2011	2012	2013
Number of effective donors	1	11	10	14	11	4	6	2
Number of effective donors (pmp)	0.2	1.8	1.6	2.3	1.7	0.6	0.9	0.3
Potential donors	71	26	62	102	111	92	72	85
Number of potential donors(pmp)	12.6	4.2	10.1	16.7	16.9	14.0	11.0	12.9
Non consenting families	30	5	34	33	37	33	25	15
Percentage of rejection of interviews	Unavailable	Unavailable	Unavailable	Unavailable	Unavailable	Unavailable	81	88
Cardiopulmonary Arrest	Unavailable	Unavailable	9	15	23	2	11	0
Medical Contraindications	18	5	0	17	9	13	11	25
Others	22	5	9	23	31	40	19	43

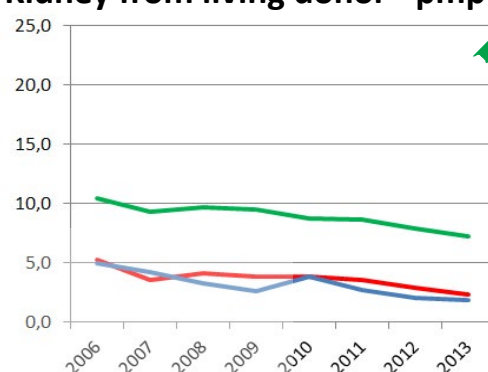


Organ Transplantation

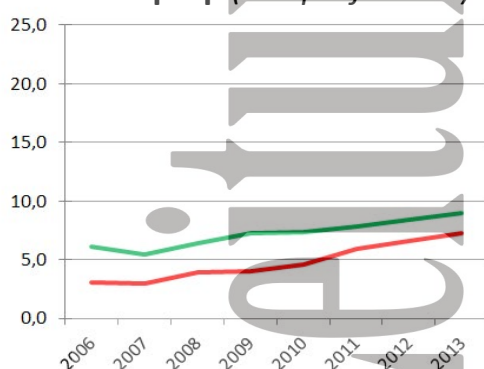
Kidney from deceased donor - pmp



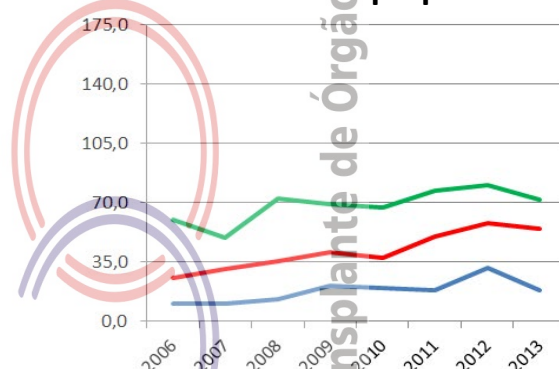
Kidney from living donor - pmp



Liver - pmp (not performed)



Cornea- pmp



Number of teams that performed transplantations during the year

	2006	2007	2008	2009	2010	2011	2012	2013
Cornea	Unavailable	Unavailable	Unavailable	Unavailable	Unavailable	Unavailable	Unavailable	Unavailable
Kidney	1	1	1	1	1	1	1	1
Liver (not performed)								
Pancreas (not performed)								
Heart (not performed)								
Lung (not performed)								

Absolute number of transplants	2006	2007	2008	2009	2010	2011	2012	2013
Cornea	57	61	79	129	128	119	208	119
Kidney - total	31	34	43	38	45	44	28	30
living donor	28	26	20	16	25	18	13	12
deceased donor	3	8	23	22	20	26	15	18
Liver (not performed)								
Pancreas (not performed)								
Heart (not performed)								
Lung (not performed)								

Number of transplants pmp	2006	2007	2008	2009	2010	2011	2012	2013
Cornea	10.1	10.0	12.9	21.1	19.5	18.1	31.6	18.1
Kidney - total	5.5	5.6	7.0	6.2	6.8	6.7	4.3	4.6
living donor	5.0	4.2	3.3	2.6	3.8	2.7	2.0	1.8
deceased donor	0.5	1.3	3.8	3.6	3.0	4.0	2.3	2.7
Liver (not performed)								
Pancreas (not performed)								
Heart (not performed)								
Lung (not performed)								

MATO GROSSO

Population	3,035,122 (1.6%)	Estimated annual demand and number of transplants						
Capital City: Cuiabá	551,098							
Area (Km²)	903,357.91							
GDP per capita (U\$)	12.220,13							
Number of Mortality per year	2006	2007	2008	2009	2010	2011	2012	2013
All Causes	12,958	12,792	13,872	14,267	14,986	15,239	Unavailable	Unavailable
External Causes	2,479	2,495	2,734	2,912	2,861	2,815	Unavailable	Unavailable
Neurological Causes	185	187	208	220	266	281	Unavailable	Unavailable
Population (census IBGE)	2,504,353	2,854,642	2,854,642	2,854,642	3,035,122	3,035,122	3,035,122	3,035,122

Source: <http://cnes.datasus.gov.br> 2013-12-17

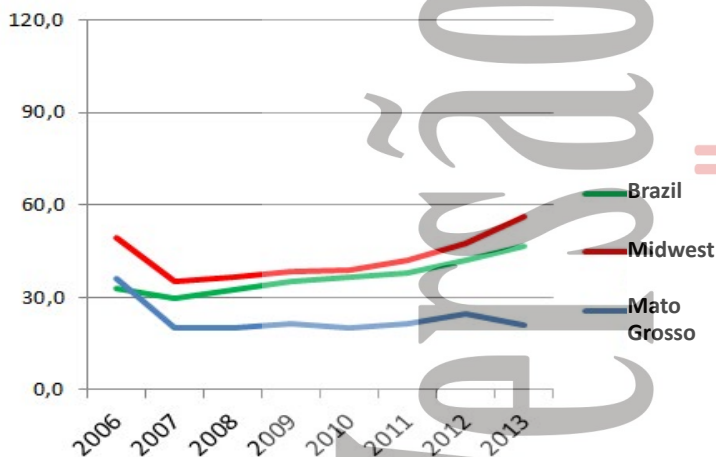
HOSPITALS	% Brazil
Nº Total	168 (2.7)
State's capital	24
Country side	144
Nº of beds	7,470 (1.6)
Nº of ICU beds	507 (1.3)
Hospitals with over 80 beds	24
Teaching hospitals	2
Medical schools	4 (2.1)
Neurosurgery services	5 (1.2)
Number of CIHDOTTS	2
Number of OPOs	0

CNCDO: Fabiana Regina de Souza Molina
Phone: (65) 3324-0747 / 3623-9004
E-mail: contran@ses.mt.gov.br

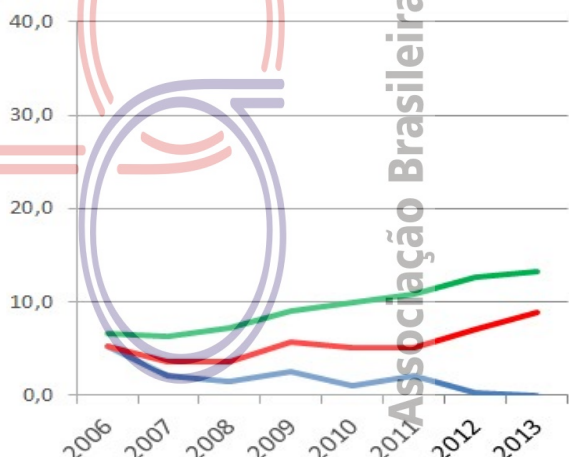
Mato Grosso has an effective program of corneal transplantation but no certified centers to performed solid organ transplants.

ORGAN DONATION

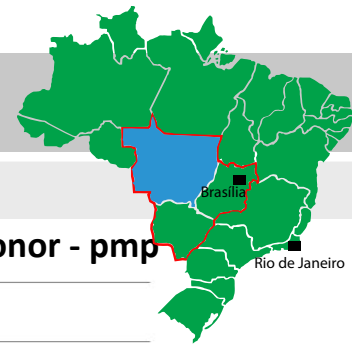
Notified potential donors - pmp



Effective donor - pmp

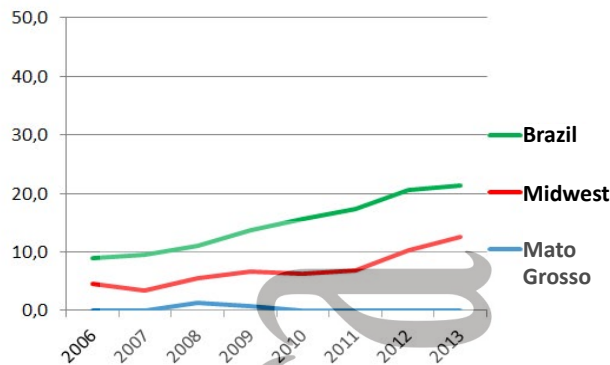


	2006	2007	2008	2009	2010	2011	2012	2013
Number of effective donors	13	6	4	7	3	6	1	0
Number of effective donors (pmp)	5.2	2.1	1.4	2.5	1.0	2.0	0.3	0.0
Potential donors	90	57	57	61	61	66	75	64
Number of potential donors(pmp)	35.9	20.0	20.0	21.4	20.1	21.7	24.7	21.1
Non consenting families	27	25	15	11	12	11	11	10
Percentage of rejection of interviews	Unavailable	Unavailable	Unavailable	Unavailable	Unavailable	Unavailable	50	77
Cardiopulmonary Arrest	Unavailable	Unavailable	3	12	23	37	39	13
Medical Contraindications	43	19	24	21	12	6	12	2
Others	7	7	11	10	11	6	12	39

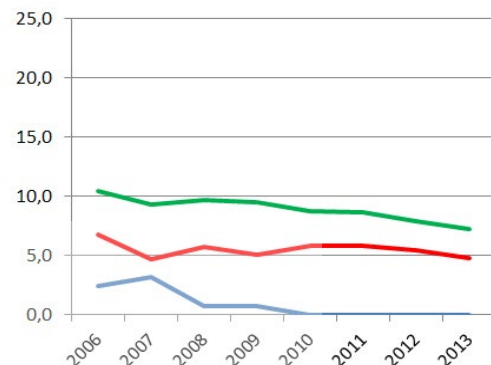


Organ Transplantation

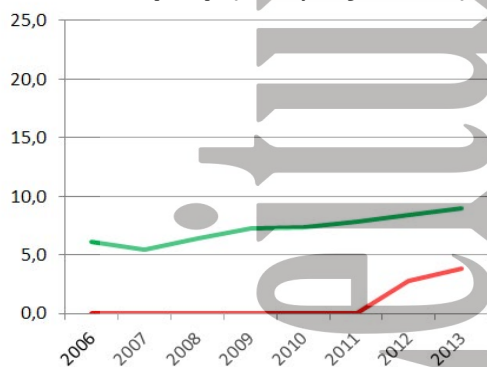
Kidney from deceased donor - pmp



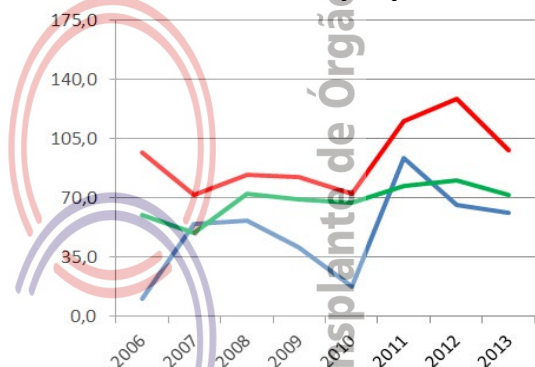
Kidney from living donor - pmp



Liver - pmp (not performed)



Cornea - pmp



Number of teams that performed transplantations during the year

	2006	2007	2008	2009	2010	2011	2012	2013
Cornea	Unavailable	Unavailable	Unavailable	Unavailable	Unavailable	Unavailable	Unavailable	Unavailable
Kidney	2	1	1	1	0	0	0	0
Liver (not performed)								
Pancreas (not performed)								
Heart (not performed)								
Lung (not performed)								

Absolute number of transplants	2006	2007	2008	2009	2010	2011	2012	2013
Cornea	25	156	162	117	53	285	200	186
Kidney - total	6	9	6	4	0	0	0	0
living donor	6	9	2	2	0	0	0	0
deceased donor	0	0	4	2	0	0	0	0
Liver (not performed)								
Pancreas (not performed)								
Heart (not performed)								
Lung (not performed)								

Number of transplants pmp	2006	2007	2008	2009	2010	2011	2012	2013
Cornea	10.0	54.6	56.7	41.0	17.5	93.9	65.9	61.3
Kidney - total	2.4	3.2	2.1	1.4	0.0	0.0	0.0	0.0
living donor	2.4	3.2	0.7	0.7	0.0	0.0	0.0	0.0
deceased donor	0.0	0.0	1.4	0.7	0.0	0.0	0.0	0.0
Liver (not performed)								
Pancreas (not performed)								
Heart (not performed)								
Lung (not performed)								

MATO GROSSO DO SUL

Population	2,449,024 (1.3%)	Estimated annual demand and number of transplants				Cornea	Kidney	Liver	Heart
Capital City: Campo Grande	786,797	Estimated demand				220	147	61	15
Area (Km²)	357,124.96	Performed transplants				187	45	0	3
GDP per capita (U\$)	10.460,76								
Number of Mortality per year	2006	2007	2008	2009	2010	2011	2012	2013	
All Causes	12,760	13,208	13,235	13,610	14,471	14,291	Unavailable	Unavailable	
External Causes	1,955	2,006	2,004	2,110	2,120	2,224	Unavailable	Unavailable	
Neurological Causes	255	303	307	281	348	359	Unavailable	Unavailable	
Population (census IBGE)	2,078,001	2,265,274	2,265,274	2,265,274	2,449,024	2,449,024	2,449,024	2,449,024	

Source: <http://cnes.datasus.gov.br> 2013-12-17

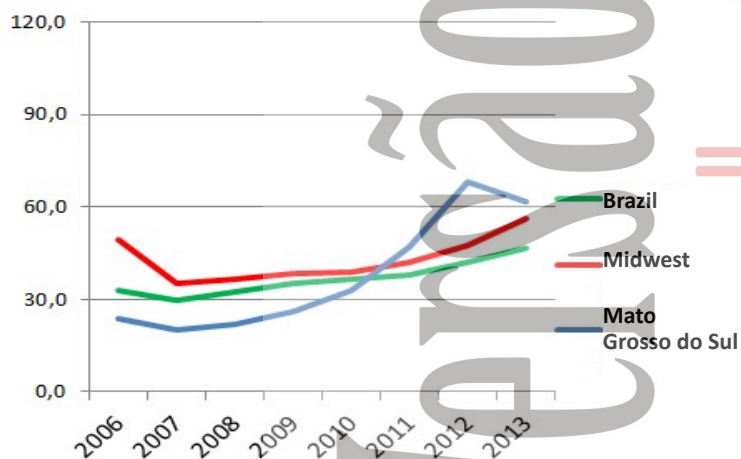
HOSPITALS	% Brazil
Nº Total	114 (1.8)
State's capital	24
Country side	90
Nº of beds	6,077 (1.3)
Nº of ICU beds	362 (1.0)
Hospitals with over 80 beds	18
Teaching hospitals	2
Medical schools	3 (1.6)
Neurosurgery services	3 (0.7)
Number of CIHDOTS	5
Number of OPOs	0

CNCDO: Claire Carmem Miozzo
Phone: (67) 3312-1456
E-mail: cet@saude.ms.gov.br

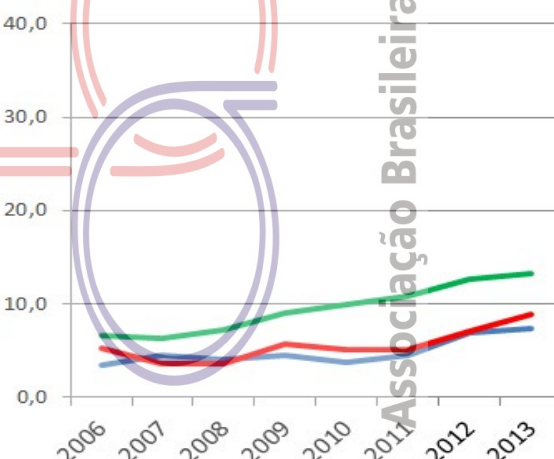
Mato Grosso do Sul has a high rate of notification of potential donors (62 pmp). Although significant growth has been observed over the last four years, the number of effective donors is still lower than 10 pmp, primarily due to high rates of family refusal.

ORGAN DONATION

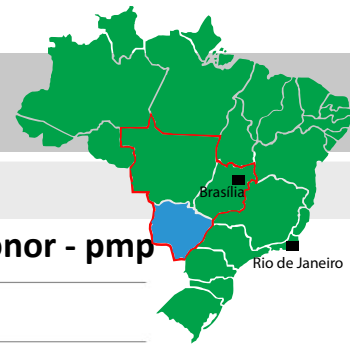
Notified potential donors - pmp



Effective donor - pmp

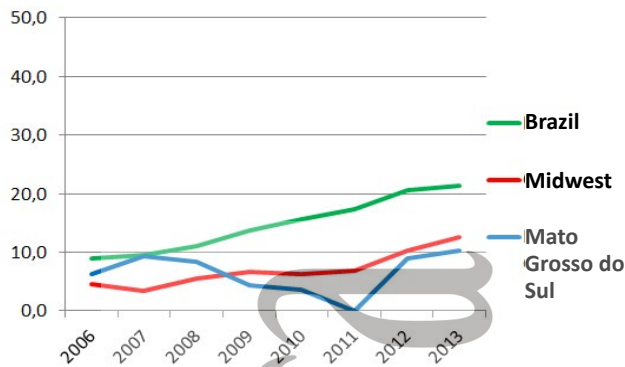


	2006	2007	2008	2009	2010	2011	2012	2013
Number of effective donors	7	10	9	10	9	11	17	18
Number of effective donors (pmp)	3.4	4.4	4.0	4.4	3.7	4.5	6.9	7.3
Potential donors	49	46	50	59	80	115	167	151
Number of potential donors(pmp)	23.6	20.3	22.1	26.0	32.7	47.0	68.2	61.7
Non consenting families	14	19	13	6	20	19	36	46
Percentage of rejection of interviews	Unavailable	Unavailable	Unavailable	Unavailable	Unavailable	Unavailable	63	65
Cardiopulmonary Arrest	Unavailable	Unavailable	7	11	8	14	16	24
Medical Contraindications	22	13	18	30	41	66	79	54
Others	6	4	3	2	2	5	19	9

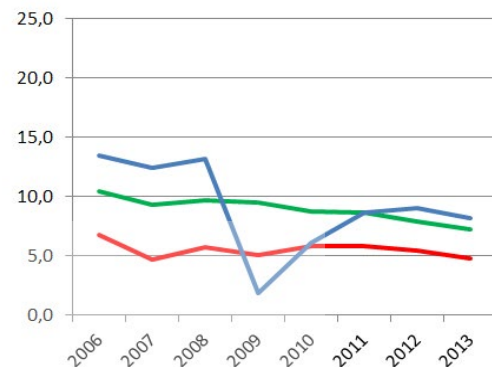


Organ Transplantation

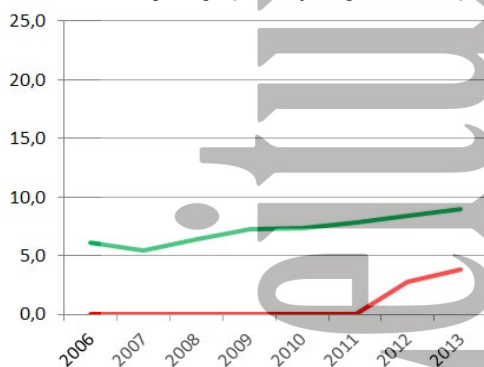
Kidney from deceased donor - pmp



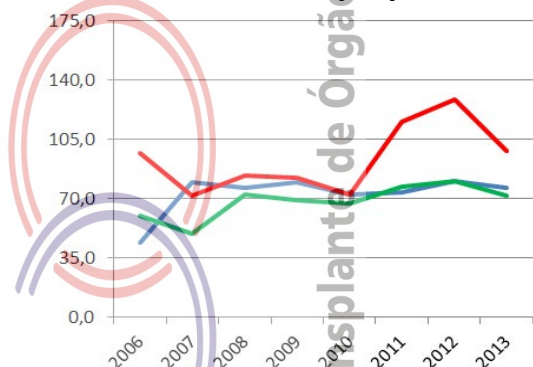
Kidney from living donor - pmp



Liver - pmp (not performed)



Cornea- pmp



Number of teams that performed transplantations during the year

	2006	2007	2008	2009	2010	2011	2012	2013
Cornea	Unavailable	Unavailable	Unavailable	Unavailable	Unavailable	Unavailable	Unavailable	Unavailable
Kidney	2	2	2	2	2	2	2	2
Liver (not performed)								
Pancreas (not performed)								
Heart	0	0	0	0	0	0	0	1
Lung (not performed)								

Absolute number of transplants	2006	2007	2008	2009	2010	2011	2012	2013
Cornea	92	180	173	180	177	180	197	187
Kidney - total	41	49	49	14	24	21	44	45
living donor	28	28	30	4	15	21	22	20
deceased donor	13	21	19	10	9	0	22	25
Liver (not performed)								
Pancreas (not performed)								
Heart	0	0	0	0	0	0	0	3
Lung (not performed)								

Number of transplants pmp	2006	2007	2008	2009	2010	2011	2012	2013
Cornea	44.3	79.5	76.4	79.5	72.3	73.5	80.4	76.4
Kidney - total	19.7	21.6	21.6	6.2	9.8	8.6	18.0	18.4
living donor	13.5	12.4	13.2	1.8	6.1	8.6	9.0	8.2
deceased donor	6.3	9.3	8.4	4.4	3.7	0.0	9.0	10.2
Liver (not performed)								
Pancreas (not performed)								
Heart	0.0	0.0	0.0	0.0	0.0	0.0	0.0	1.2
Lung (not performed)								

MINAS GERAIS

Population	19,597,330 (10.3%)	Estimated annual demand and number of transplants				Cornea	Kidney	Liver	Heart
Capital City: Belo Horizonte	2,375,151	Estimated demand				1,764	1,176	490	118
Area (Km²)	586,528.29	Performed transplants				1,441	534	75	27
GDP per capita (U\$)	10.301,73								
Number of Mortality per year	2006	2007	2008	2009	2010	2011	2012	2013	
All Causes	111,807	111,366	112,756	114,301	120,803	122,653	Unavailable	Unavailable	
External Causes	12,183	12,415	12,187	12,681	12,931	14,263	Unavailable	Unavailable	
Neurological Causes	2,399	2,424	2,529	2,701	3,057	3,231	Unavailable	Unavailable	
Population (census IBGE)	17,891,494	19,273,506	19,273,506	19,273,506	19,597,330	19,597,330	19,597,330	19,597,330	

Source: <http://cnes.datasus.gov.br> 2013-12-17

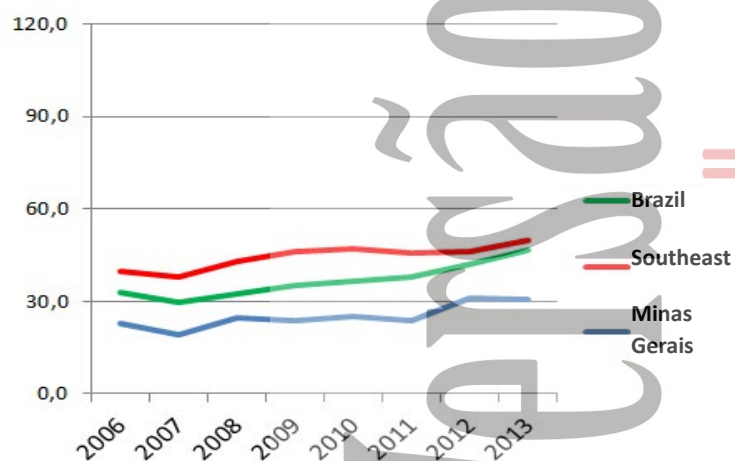
HOSPITALS	% Brazil
Nº Total	632 (10.0)
State's capital	69
Country side	563
Nº of beds	45,759 (9.6)
Nº of ICU beds	3,607 (9.5)
Hospitals with over 80 beds	169
Teaching hospitals	18
Medical schools	30 (15.8)
Neurosurgery services	42 (10.2)
Number of CIHDOTS	60
Number of OPOs	10

CNCDO: Dr. Charles Simão Filho
Phone: (31) 3219-9200
E-Mail: mgtransplantes@saude.mg.gov.br

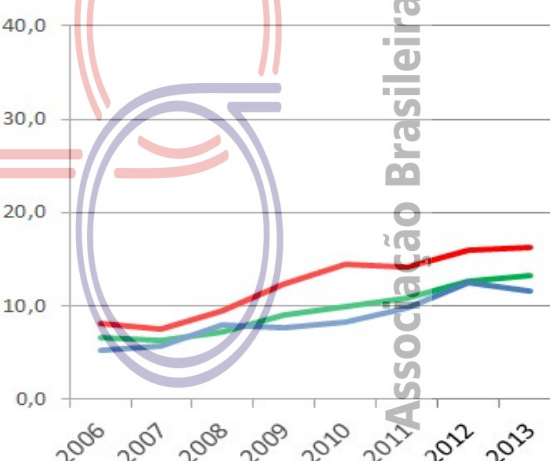
Minas Gerais has 10 organ procurement organizations and registered 11.6 deceased donors pmp during 2013.

ORGAN DONATION

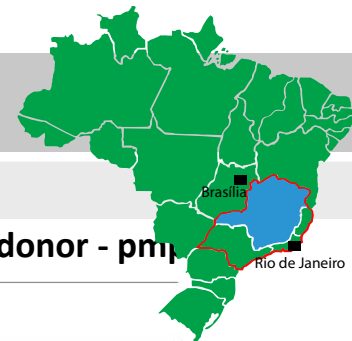
Notified potential donors - pmp



Effective donor - pmp

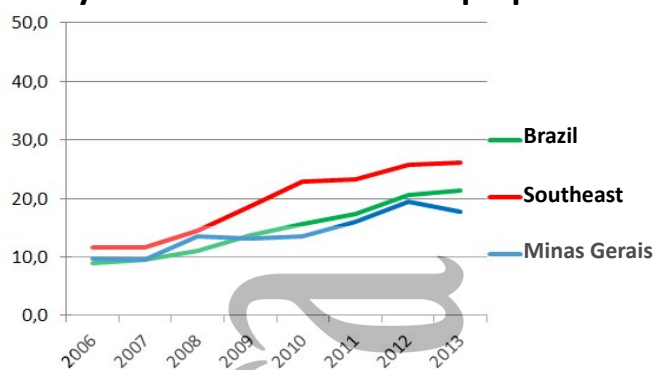


	2006	2007	2008	2009	2010	2011	2012	2013
Number of effective donors	93	110	153	149	161	193	245	228
Number of effective donors (pmp)	5.2	5.7	7.9	7.7	8.2	9.8	12.5	11.6
Potential donors	411	370	478	462	493	469	608	601
Number of potential donors(pmp)	23.0	19.2	24.8	24.0	25.2	23.9	31.0	30.7
Non consenting families	82	86	90	74	87	89	128	143
Percentage of rejection of interviews	Unavailable	Unavailable	Unavailable	Unavailable	Unavailable	Unavailable	31	43
Cardiopulmonary Arrest	Unavailable	Unavailable	114	105	133	73	42	87
Medical Contraindications	236	158	93	112	89	75	40	54
Others	0	16	28	22	23	39	153	89

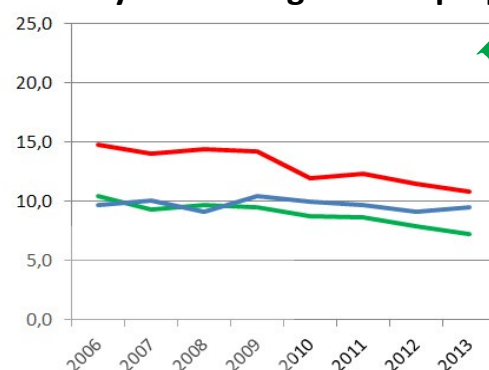


Organ Transplantation

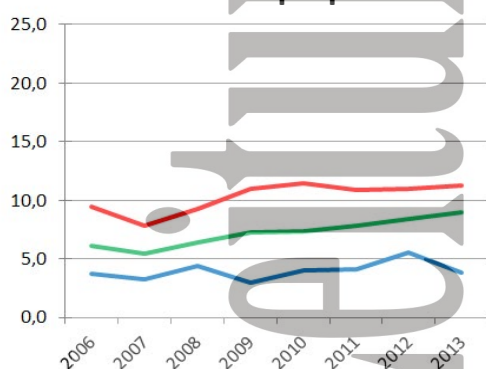
Kidney from deceased donor - pmp



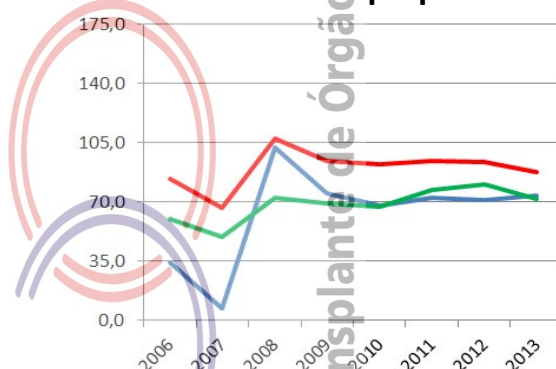
Kidney from living donor - pmp



Liver - pmp



Cornea- pmp



Number of teams that performed transplantations during the year

	2006	2007	2008	2009	2010	2011	2012	2013
Cornea	Unavailable	Unavailable	Unavailable	Unavailable	Unavailable	Unavailable	Unavailable	Unavailable
Kidney	17	18	20	18	17	16	16	16
Liver	4	2	3	2	1	3	5	4
Pancreas	3	3	2	2	2	2	2	3
Heart	3	3	2	2	1	2	2	2
Lung	1	1	1	1	1	1	1	1

Absolute number of transplants

	2006	2007	2008	2009	2010	2011	2012	2013
Cornea	616	138	1,973	1,446	1,334	1,414	1,391	1,441
Kidney - total	347	379	435	452	461	506	562	534
living donor	174	194	175	200	195	191	179	185
deceased donor	173	185	260	252	266	315	383	349
Liver	67	64	84	58	78	81	110	75
Pancreas	41	14	6	17	13	16	30	18
Heart	17	18	26	19	24	12	30	27
Lung	2	2	2	2	3	1	1	2

Number of transplants pmp

	2006	2007	2008	2009	2010	2011	2012	2013
Cornea	34.4	7.2	102.4	75.0	68.1	72.2	71.0	73.5
Kidney - total	19.4	19.7	22.6	23.5	23.5	25.8	28.7	27.2
living donor	9.7	10.1	9.1	10.4	10.0	9.7	9.1	9.4
deceased donor	9.7	9.6	13.5	13.1	13.6	16.1	19.5	17.8
Liver	3.7	3.3	4.4	3.0	4.0	4.1	5.6	3.8
Pancreas	2.3	0.7	0.3	0.9	0.7	0.8	1.5	0.9
Heart	1.0	0.9	1.3	1.0	1.2	0.6	1.5	1.4
Lung	0.1	0.1	0.1	0.1	0.2	0.1	0.1	0.1

PARÁ

Population	7,581,051 (4.0%)
Capital City: Belém	1,393,399
Area (Km²)	1,247,689.52
GDP per capita (U\$)	6.049,33

Estimated annual demand and number of transplants	Cornea	Kidney	Liver	Heart
Estimated demand	682	455	190	45
Performed transplants	221	53	1	0

Number of Mortality per year	2006	2007	2008	2009	2010	2011	2012	2013
All Causes	27,015	27,626	29,633	30,512	31,600	32,638	Unavailable	Unavailable
External Causes	4,277	4,385	5,232	5,200	6,125	5,744	Unavailable	Unavailable
Neurological Causes	343	342	353	374	363	390	Unavailable	Unavailable
Population (census IBGE)	6,192,307	7,065,573	7,065,573	7,065,573	7,581,051	7,581,051	7,581,051	7,581,051

Source: <http://cnes.datasus.gov.br> 2013-12-17

HOSPITALS % Brazil

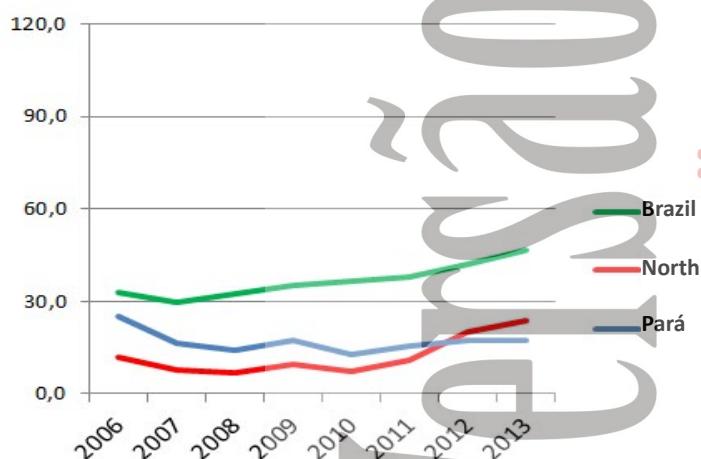
Nº Total	233 (3.7)
State's capital	40
Country side	193
Nº of beds	15,783 (3.3)
Nº of ICU beds	854 (2.3)
Hospitals with over 80 beds	55
Teaching hospitals	2
Medical schools	4 (2.1)
Neurosurgery services	8 (1.9)
Number of CIHDOTTS	9
Number of OPOs	0

CNCDO: Dra. Ana Cristina Simões Beltrão
Fone/Fax: (91) 4006-4284
E-Mail: cncdo.transplantes@gmail.com

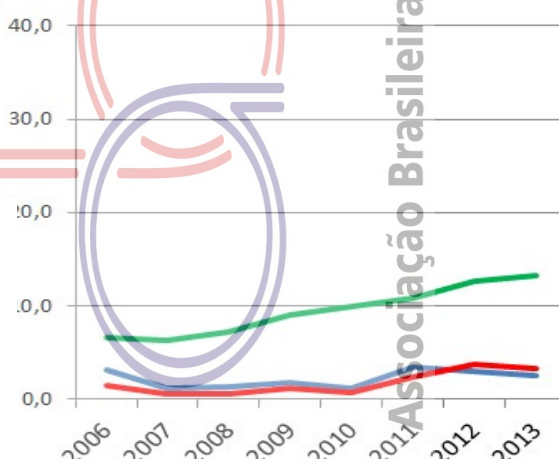
Pará is structuring 4 organ procurement organizations. Currently, the number of notifications and effective deceased donor rates are still low. Only cornea and kidney transplants were performed in 2013.

ORGAN DONATION

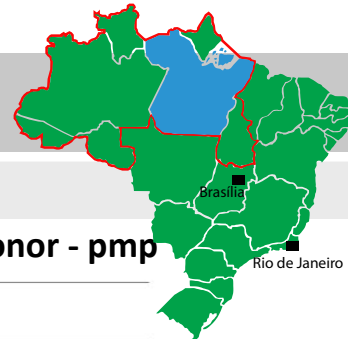
Notified potential donors - pmp



Effective donor - pmp

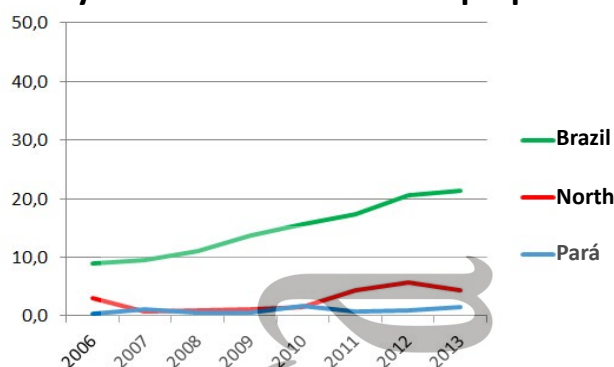


	2006	2007	2008	2009	2010	2011	2012	2013
Number of effective donors	19	8	9	12	9	26	22	19
Number of effective donors (pmp)	3.1	1.1	1.3	1.7	1.2	3.4	2.9	2.5
Potential donors	155	115	102	124	97	117	133	133
Number of potential donors(pmp)	25.0	16.3	14.4	17.5	12.8	15.4	17.5	17.5
Non consenting families	52	41	38	26	43	51	47	36
Percentage of rejection of interviews	Unavailable	Unavailable	Unavailable	Unavailable	Unavailable	Unavailable	35	31
Cardiopulmonary Arrest	Unavailable	Unavailable	23	17	20	15	30	25
Medical Contraindications	78	39	25	49	16	20	27	41
Others	6	27	7	20	9	5	7	12

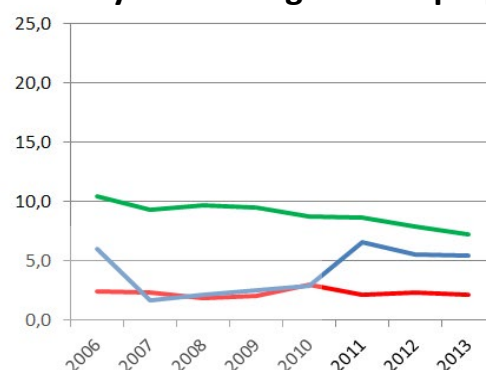


Organ Transplantation

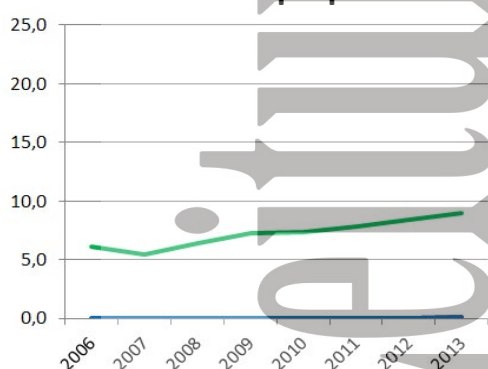
Kidney from deceased donor - pmp



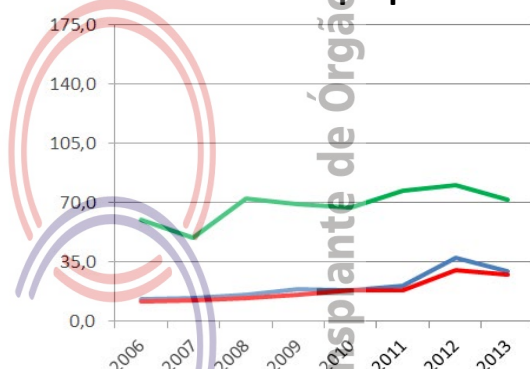
Kidney from living donor - pmp



Liver - pmp



Cornea - pmp



Number of teams that performed transplantations during the year

	2006	2007	2008	2009	2010	2011	2012	2013
Cornea	Unavailable	Unavailable	Unavailable	Unavailable	Unavailable	Unavailable	Unavailable	Unavailable
Kidney	1	1	1	1	1	1	2	3
Liver								1
Pancreas (not performed)								
Heart	0	1	0	0	0	0	0	0
Lung (not performed)								

Absolute number of transplants	2006	2007	2008	2009	2010	2011	2012	2013
Cornea	78	96	110	135	140	160	284	211
Kidney - total	39	20	19	22	35	55	49	53
living donor	2	8	4	4	13	5	7	12
deceased donor	37	12	15	18	22	50	42	41
Liver	0	0	0	0	0	0	0	1
Pancreas (not performed)								
Heart	0	1	0	0	0	0	0	0
Lung (not performed)								

Number of transplants pmp	2006	2007	2008	2009	2010	2011	2012	2013
Cornea	12.6	13.6	15.6	19.1	18.5	21.1	37.5	27.8
Kidney - total	6.3	2.8	2.7	3.1	4.6	7.3	6.5	7.0
living donor	0.3	1.1	0.6	0.6	1.7	0.7	0.9	1.6
deceased donor	6.0	1.7	2.1	2.5	2.9	6.6	5.5	5.4
Liver	0.0	0.0	0.0	0.0	0.0	0.0	0.0	0.1
Pancreas (not performed)								
Heart	0.0	0.1	0.0	0.0	0.0	0.0	0.0	0.0
Lung (not performed)								

PARAÍBA

Population	3,766,528 (2.0%)	Estimated annual demand and number of transplants				Cornea	Kidney	Liver	Heart
Capital City: João Pessoa	723,515	Estimated demand				339	226	94	23
Area (Km²)	56,439.84	Performed transplants				165	53	0	0
GDP per capita (U\$)	4.920,36								
Number of Mortality per year	2006	2007	2008	2009	2010	2011	2012	2013	
All Causes	20,134	21,275	22,522	22,797	23,407	24,579	Unavailable	Unavailable	
External Causes	2,134	2,144	2,494	2,731	2,907	3,093	Unavailable	Unavailable	
Neurological Causes	311	328	412	411	428	443	Unavailable	Unavailable	
Population (census IBGE)	3,443,825	3,641,395	3,641,395	3,641,395	3,766,528	3,766,528	3,766,528	3,766,528	

Source: <http://cnes.datasus.gov.br> 2013-12-17

HOSPITALS % Brazil

Nº Total	157 (2.5)
State's capital	37
Country side	120
Nº of beds	9,131 (1.9)
Nº of ICU beds	460 (1.2)
Hospitals with over 80 beds	35
Teaching hospitals	1
Medical schools	6 (3.2)
Neurosurgery services	7 (1.7)
Number of CIHDOTTS	7
Number of OPOs	0

CNCDO: Dra. Gyanna Lys de Melo Moreira Montenegro

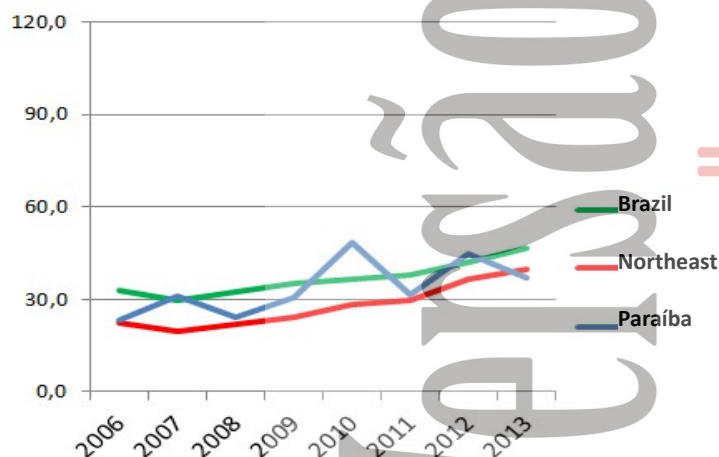
Fone/Fax: (83) 3244-6192 / 3225-6409

E-mail: transplante@gmail.com

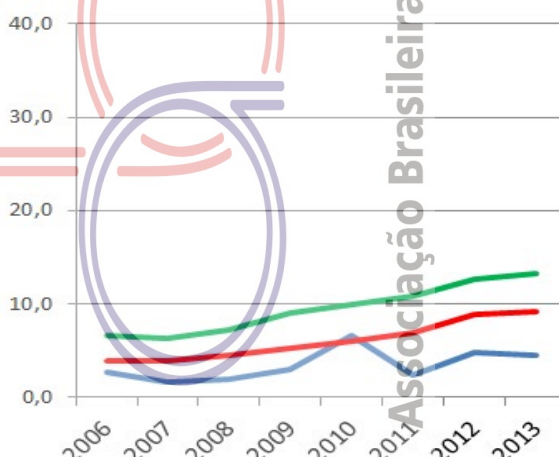
Paraíba has been showing an increase in the number of kidney transplants, all performed in the city of Campina Grande. Support from neighbor states for organ procurement is required upon demand.

ORGAN DONATION

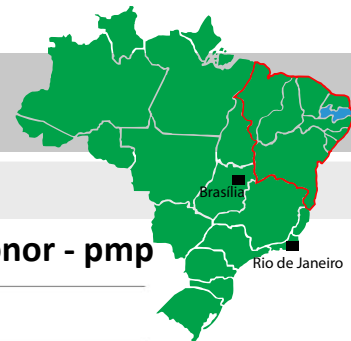
Notified potential donors - pmp



Effective donor - pmp

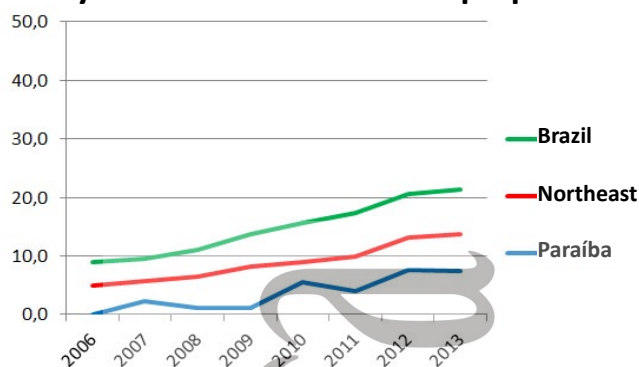


	2006	2007	2008	2009	2010	2011	2012	2013
Number of effective donors	9	6	7	11	25	9	18	17
Number of effective donors (pmp)	2.6	1.6	1.9	3.0	6.6	2.4	4.8	4.5
Potential donors	80	114	88	112	183	119	169	139
Number of potential donors(pmp)	23.2	31.3	24.2	30.8	48.6	31.6	44.9	36.9
Non consenting families	15	23	25	26	52	25	44	31
Percentage of rejection of interviews	Unavailable	Unavailable	Unavailable	Unavailable	Unavailable	Unavailable	64	58
Cardiopulmonary Arrest	Unavailable	Unavailable	32	40	32	16	4	4
Medical Contraindications	48	79	14	25	40	31	32	13
Others	8	6	10	10	34	38	71	74

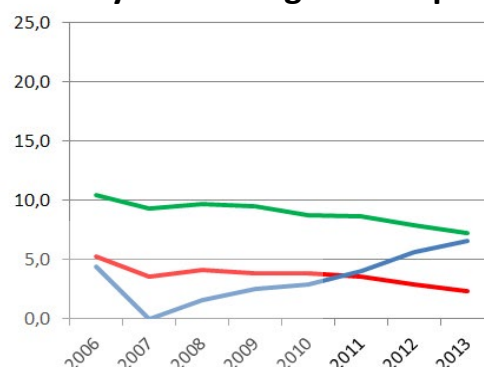


Organ Transplantation

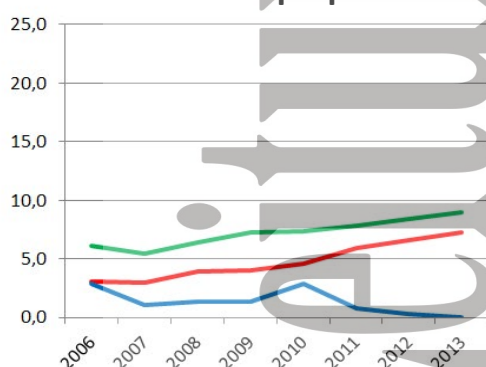
Kidney from deceased donor - pmp



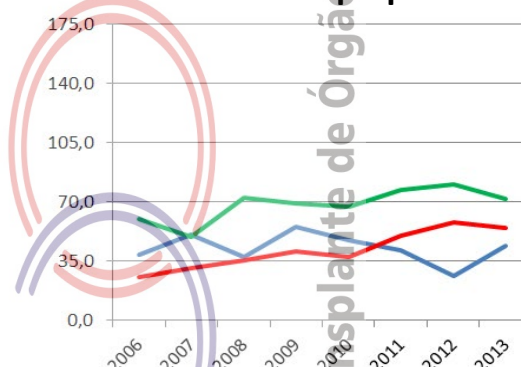
Kidney from living donor - pmp



Liver - pmp



Cornea - pmp



Number of teams that performed transplantations during the year

	2006	2007	2008	2009	2010	2011	2012	2013
Cornea	Unavailable	Unavailable	Unavailable	Unavailable	Unavailable	Unavailable	Unavailable	Unavailable
Kidney	3	2	2	3	3	1	1	1
Liver	1	1	1	1	1	1	1	0
Pancreas (not performed)								
Heart	1	0	0	1	0	0	0	0
Lung (not performed)								

Absolute number of transplants

	2006	2007	2008	2009	2010	2011	2012	2013
Cornea	134	185	135	202	178	155	99	165
Kidney - total	15	8	10	13	32	30	50	53
living donor	15	0	6	9	11	15	21	25
deceased donor	0	8	4	4	21	15	29	28
Liver	10	4	5	5	11	3	1	0
Pancreas (not performed)								
Heart	1	0	0	1	0	0	0	0
Lung (not performed)								

Number of transplants pmp

	2006	2007	2008	2009	2010	2011	2012	2013
Cornea	38.9	50.8	37.1	55.5	47.3	41.2	26.3	43.8
Kidney - total	4.4	2.2	2.7	3.6	8.5	8.0	13.3	14.1
living donor	4.4	0.0	1.6	2.5	2.9	4.0	5.6	6.6
deceased donor	0.0	2.2	1.1	1.1	5.6	4.0	7.7	7.4
Liver	2.9	1.1	1.4	1.4	2.9	0.8	0.3	0.0
Pancreas (not performed)								
Heart	0.3	0.0	0.0	0.3	0.0	0.0	0.0	0.0
Lung (not performed)								

PARANÁ

Population	10,444,526 (5.5%)
Capital City: Curitiba	1,751,907
Area (Km²)	199,314.85
GDP per capita (U\$)	11.984,20

Estimated annual demand and number of transplants	Cornea	Kidney	Liver	Heart
Estimated demand	940	627	261	63
Performed transplants	744	450	118	23

Number of Mortality per year	2006	2007	2008	2009	2010	2011	2012	2013
All Causes	60,610	61,597	63,781	64,960	66,969	68,598	Unavailable	Unavailable
External Causes	8,463	8,832	9,074	9,286	9,535	9,376	Unavailable	Unavailable
Neurological Causes	1,168	1,265	1,356	1,464	1,641	1,766	Unavailable	Unavailable
Population (census IBGE)	9,563,458	10,284,503	10,284,503	10,284,503	10,444,526	10,444,526	10,444,526	10,444,526

Source: <http://cnes.datasus.gov.br> 2013-12-17

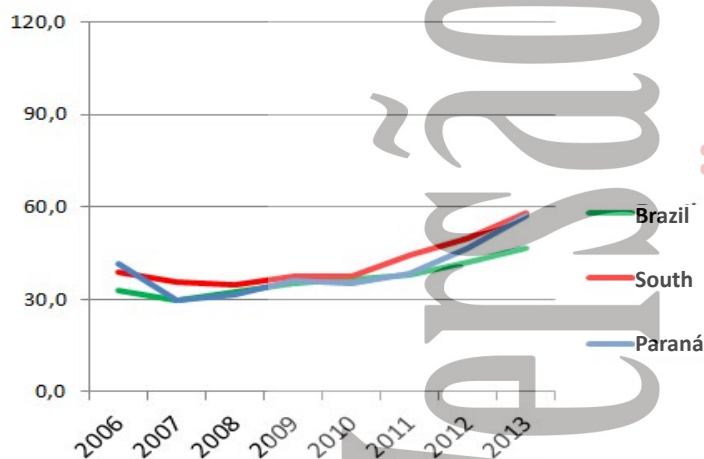
HOSPITALS	% Brazil
Nº Total	477 (7.6)
State's capital	63
Country side	414
Nº of beds	30,103 (6.3)
Nº of ICU beds	2,334 (6.2)
Hospitals with over 80 beds	116
Teaching hospitals	12
Medical schools	11 (5.8)
Neurosurgery services	40 (9.7)
Number of CIHDOTTS	60
Number of OPOs	3

CNCDO: Arlene Terezinha Cagol Garcia Badoch
Fone/Fax: (41) 3304-1900/ 1909
E-mail: sesatran@sesa.pr.gov.br

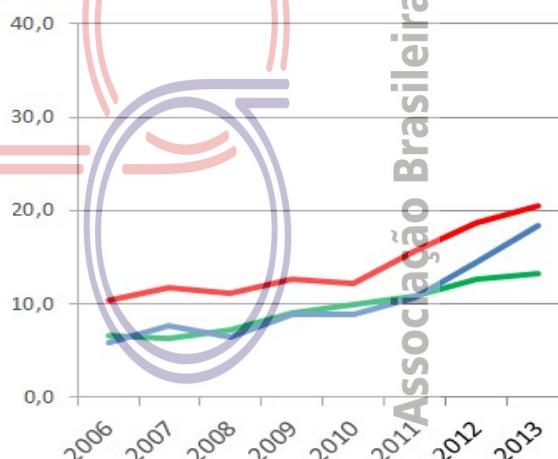
Paraná has had a well-established transplantation program for many decades, with a growing number of effective donors as well as transplants in the last five years.

ORGAN DONATION

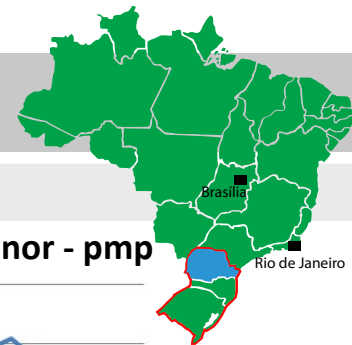
Notified potential donors - pmp



Effective donor - pmp

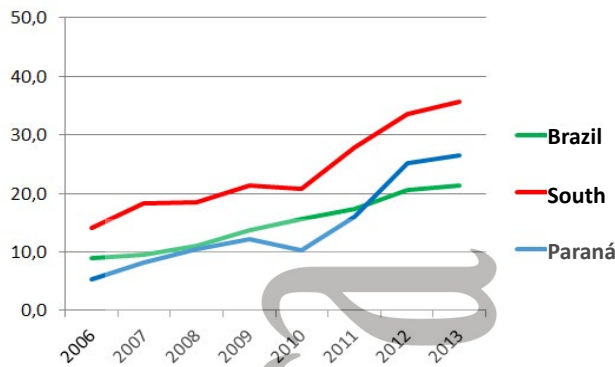


	2006	2007	2008	2009	2010	2011	2012	2013
Number of effective donors	55	78	66	91	93	112	151	191
Number of effective donors (pmp)	5.8	7.6	6.4	8.8	8.9	10.7	14.5	18.3
Potential donors	398	307	326	372	370	401	488	597
Number of potential donors(pmp)	41.6	29.9	31.7	36.2	35.4	38.4	46.7	57.2
Non consenting families	67	81	105	103	90	122	159	156
Percentage of rejection of interviews	Unavailable	Unavailable	Unavailable	Unavailable	Unavailable	Unavailable	48	42
Cardiopulmonary Arrest	Unavailable	Unavailable	8	11	50	59	66	93
Medical Contraindications	206	135	93	167	137	52	51	157
Others	70	13	54		0	56	61	0

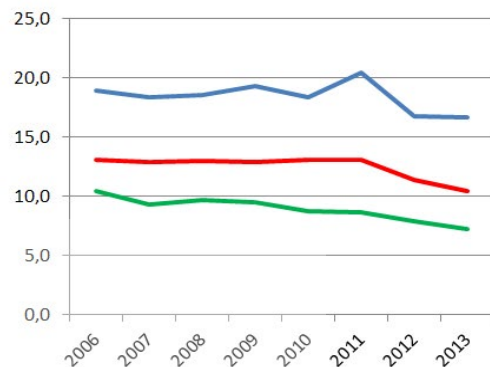


Organ Transplantation

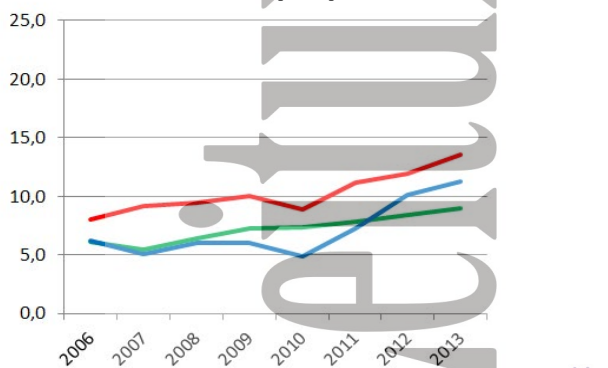
Kidney from deceased donor - pmp



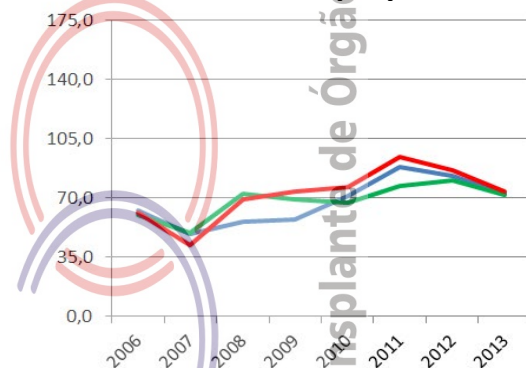
Kidney from living donor - pmp



Liver - pmp



Cornea- pmp



Number of teams that performed transplantations during the year	2006	2007	2008	2009	2010	2011	2012	2013
Cornea	Unavailable	Unavailable	Unavailable	Unavailable	Unavailable	Unavailable	Unavailable	Unavailable
Kidney	16	19	16	16	13	15	14	14
Liver	4	3	3	5	5	6	6	5
Pancreas	3	4	3	2	2	3	2	1
Heart	5	6	6	5	4	5	4	5
Lung (not performed)								
Absolute number of transplants	2006	2007	2008	2009	2010	2011	2012	2013
Cornea	584	472	1,000	947	832	1,178	1,007	744
Kidney - total	232	273	298	322	299	382	435	450
living donor	181	189	191	198	192	214	174	173
deceased donor	51	84	107	124	107	168	261	277
Liver	59	52	62	62	51	76	106	118
Pancreas	10	17	20	3	5	25	18	23
Heart	24	43	34	23	15	18	26	23
Lung (not performed)								
Number of transplants pmp	2006	2007	2008	2009	2010	2011	2012	2013
Cornea	61.1	45.9	97.2	92.1	79.7	112.8	96.4	71.2
Kidney - total	24.3	26.5	29.0	31.3	28.6	36.6	41.7	43.1
living donor	18.9	18.4	18.6	19.3	18.4	20.5	16.7	16.6
deceased donor	5.3	8.2	10.4	12.1	10.2	16.1	25.0	26.5
Liver	6.2	5.1	6.0	6.0	4.9	7.3	10.1	11.3
Pancreas	1.0	1.7	1.9	0.3	0.5	2.4	1.7	2.2
Heart	2.5	4.2	3.3	2.2	1.4	1.7	2.5	2.2
Lung (not performed)								

PERNAMBUCO

Population	8,796,448 (4.6%)	Estimated annual demand and number of transplants				Cornea	Kidney	Liver	Heart
Capital City: Recife	1,537,704	Estimated demand				792	528	220	53
Area (Km²)	98,311.62	Performed transplants				865	281	127	27
GDP per capita (U\$)	6.197,95								
Number of Mortality per year	2006	2007	2008	2009	2010	2011	2012	2013	
All Causes	51,885	53,338	54,124	54,678	54,570	57,219	Unavailable	Unavailable	
External Causes	7,799	8,148	8,157	7,968	7,646	7,771	Unavailable	Unavailable	
Neurological Causes	645	618	726	705	811	904	Unavailable	Unavailable	
Population (census IBGE)	7,918,344	8,485,386	8,485,386	8,485,386	8,796,448	8,796,448	8,796,448	8,796,448	

Source: <http://cnes.datasus.gov.br> 2013-12-17

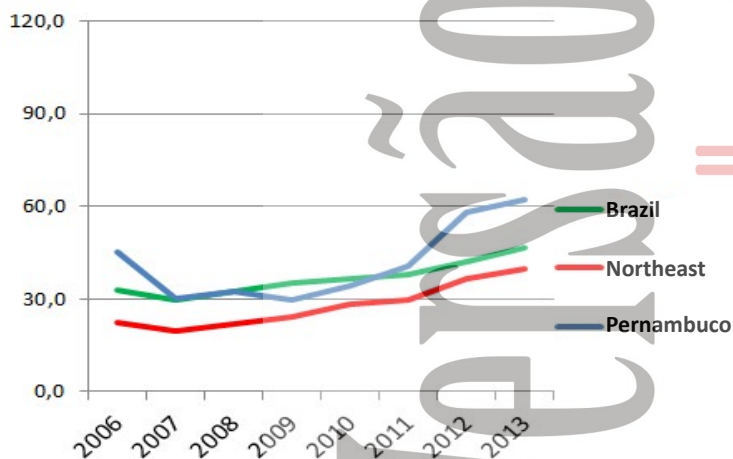
HOSPITALS	% Brazil
Nº Total	242 (3.8)
State's capital	66
Country side	176
Nº of beds	20,861 (4.4)
Nº of ICU beds	1,554 (4.1)
Hospitals with over 80 beds	84
Teaching hospitals	6
Medical schools	5 (2.6)
Neurosurgery services	16 (3.9)
Number of CIHDOTTS	20
Number of OPOs	4

CNCDO: Noemy Gomes
Phone: (81)) 3181-6207/ 6206/ 6209
E-mail: transplantespe@saude.gov.br

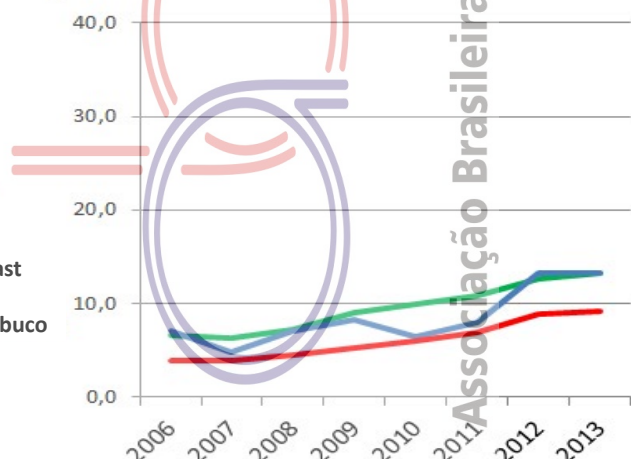
Pernambuco has a well-structured transplantation program. Despite the growing number of potential and effective donors, family refusal rate is still high (54%).

ORGAN DONATION

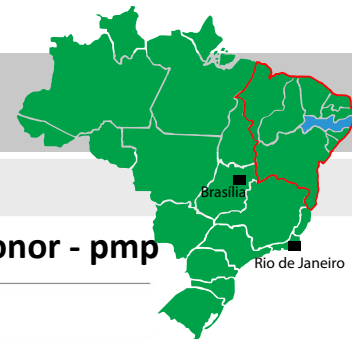
Notified potential donors - pmp



Effective donor - pmp

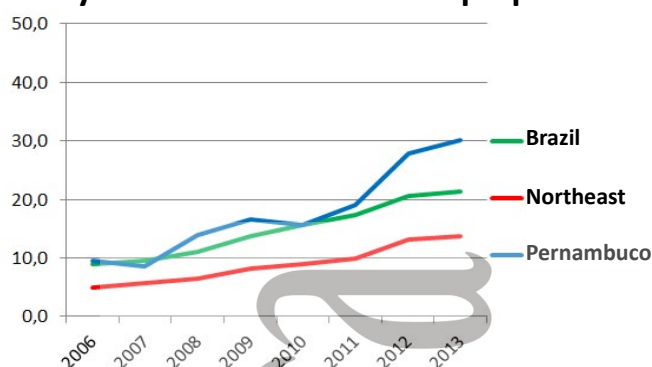


	2006	2007	2008	2009	2010	2011	2012	2013
Number of effective donors	56	41	59	70	57	70	116	117
Number of effective donors (pmp)	7.1	4.8	7.0	8.2	6.5	8.0	13.2	13.3
Potential donors	360	258	274	251	302	359	512	546
Number of potential donors(pmp)	45.5	30.4	32.3	29.6	34.3	40.8	58.2	62.1
Non consenting families	88	60	59	59	69	86	141	175
Percentage of rejection of interviews	Unavailable	Unavailable	Unavailable	Unavailable	Unavailable	Unavailable	53	54
Cardiopulmonary Arrest	Unavailable	Unavailable	17	19	30	29	16	22
Medical Contraindications	167	67	52	39	63	61	120	119
Others	49	90	87	64	83	113	119	113

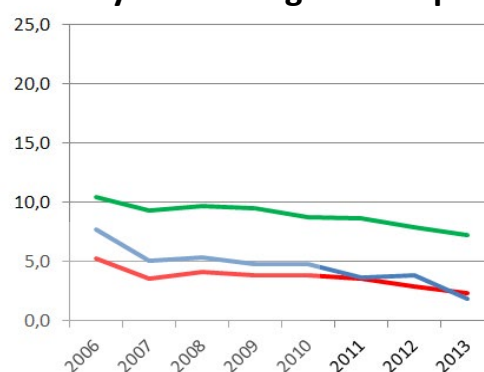


Organ Transplantation

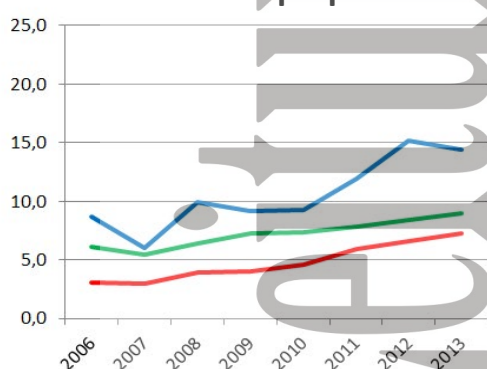
Kidney from deceased donor - pmp



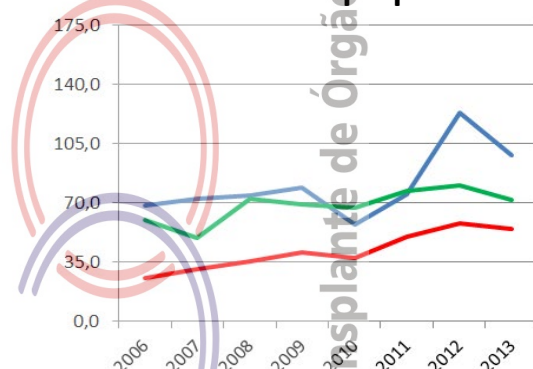
Kidney from living donor - pmp



Liver - pmp



Cornea - pmp



Number of teams that performed transplantations during the year

	2006	2007	2008	2009	2010	2011	2012	2013
Cornea	Unavailable	Unavailable	Unavailable	Unavailable	Unavailable	Unavailable	Unavailable	Unavailable
Kidney	6	8	9	6	6	6	4	4
Liver	5	3	3	3	4	3	3	3
Pancreas	0	0	0	0	0	0	1	1
Heart	2	1	1	1	1	1	2	2
Lung (not performed)								

Absolute number of transplants

	2006	2007	2008	2009	2010	2011	2012	2013
Cornea	540	614	633	671	506	661	1,084	865
Kidney - total	137	116	164	182	180	200	278	281
living donor	61	43	45	41	42	32	33	16
deceased donor	76	73	119	141	138	168	245	265
Liver	69	51	84	78	82	105	134	127
Pancreas	0	0	0	0	0	0	3	3
Heart	7	7	6	8	7	8	18	27
Lung (not performed)								

Number of transplants pmp

	2006	2007	2008	2009	2010	2011	2012	2013
Cornea	68.2	72.4	74.6	79.1	57.5	75.1	123.2	98.3
Kidney - total	17.3	13.7	19.3	21.4	20.5	22.7	31.6	31.9
living donor	7.7	5.1	5.3	4.8	4.8	3.6	3.8	1.8
deceased donor	9.6	8.6	14.0	16.6	15.7	19.1	27.9	30.1
Liver	8.7	6.0	9.9	9.2	9.3	11.9	15.2	14.4
Pancreas	0.0	0.0	0.0	0.0	0.0	0.0	0.3	0.3
Heart	0.9	0.8	0.7	0.9	0.8	0.9	2.0	3.1
Lung (not performed)								

Population	3,118,360 (1.6%)
Capital City: Teresina	814,230
Area (Km²)	251,529.19
GDP per capita (U\$)	4.124,08

Estimated annual demand and number of transplants	Cornea	Kidney	Liver	Heart
Estimated demand	281	187	78	19
Performed transplants	199	41	0	0

Number of Mortality per year	2006	2007	2008	2009	2010	2011	2012	2013
All Causes	14,484	14,884	15,489	15,573	15,614	17,052	Unavailable	Unavailable
External Causes	1,717	1,654	1,789	1,860	1,975	2,083	Unavailable	Unavailable
Neurological Causes	252	240	296	267	258	274	Unavailable	Unavailable
Population (census IBGE)	2,843,278	3,032,421	3,032,421	3,032,421	3,118,360	3,118,360	3,118,360	3,118,360

Source: <http://cnes.datasus.gov.br> 2013-12-17

HOSPITALS % Brazil

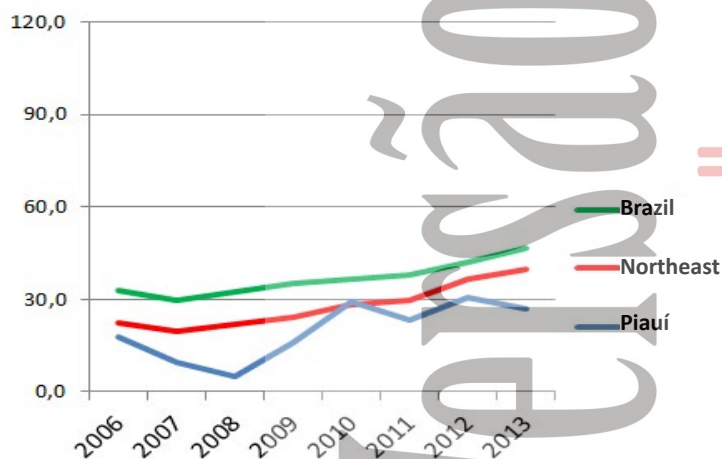
Nº Total	130 (2.1)
State's capital	39
Country side	91
Nº of beds	6,707 (1.4)
Nº of ICU beds	286 (0.8)
Hospitals with over 80 beds	24
Teaching hospitals	1
Medical schools	4 (2.1)
Neurosurgery services	3 (0.7)
Number of CIHDOTTS	1
Number of OPOs	1

CNCDO: Dra. Maria de Lourdes de Freitas Veras
Fone/Fax: (86) 3221-7553 / 3216-3553
E-mail: cncdopi@saude.pi.gov.br

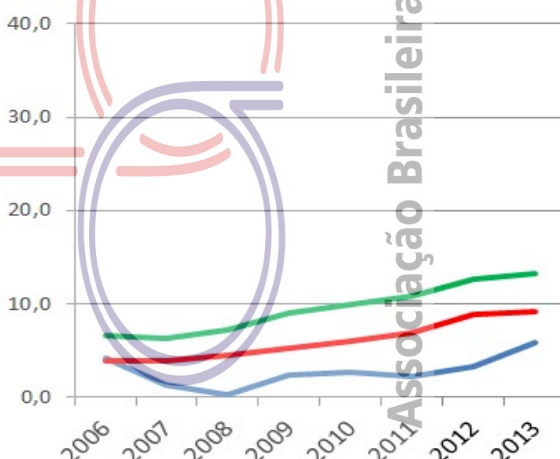
Piauí registered a higher rate of effective donors in 2013 compared to previous years, but still faces a high family refusal rate.

ORGAN DONATION

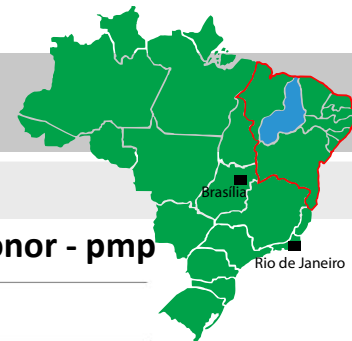
Notified potential donors - pmp



Effective donor - pmp

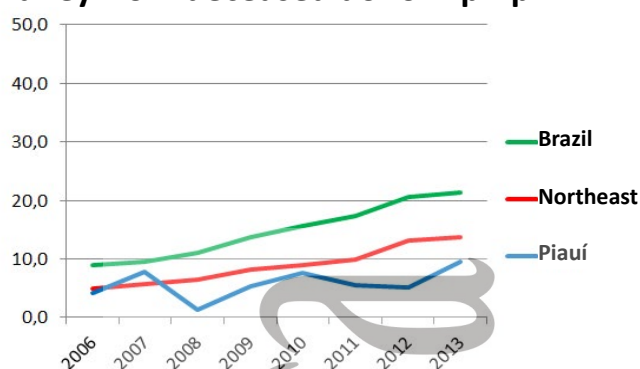


	2006	2007	2008	2009	2010	2011	2012	2013
Number of effective donors	12	4	1	7	8	7	10	18
Number of effective donors (pmp)	4.2	1.3	0.3	2.3	2.6	2.2	3.2	5.8
Potential donors	51	29	15	48	91	73	96	84
Number of potential donors(pmp)	17.9	9.6	4.9	15.8	29.2	23.4	30.8	26.9
Non consenting families	23	18	8	15	41	13	20	37
Percentage of rejection of interviews	Unavailable	Unavailable	Unavailable	Unavailable	Unavailable	Unavailable	57	62
Cardiopulmonary Arrest	Unavailable	Unavailable	0	4	11	17	37	3
Medical Contraindications	16	7	6	4	26	25	8	9
Others	0	0	0	18	5	11	21	17

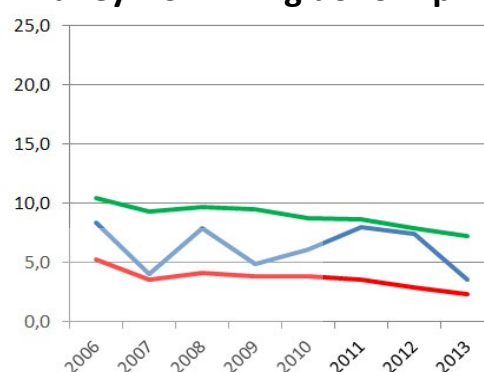


Organ Transplantation

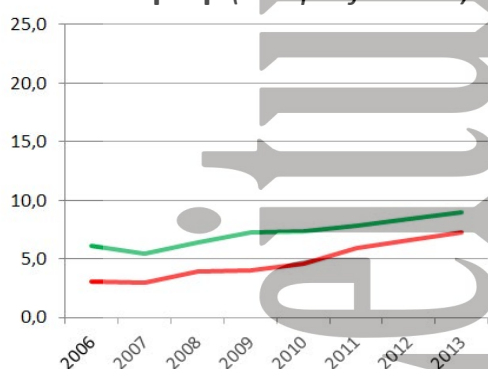
Kidney from deceased donor - pmp



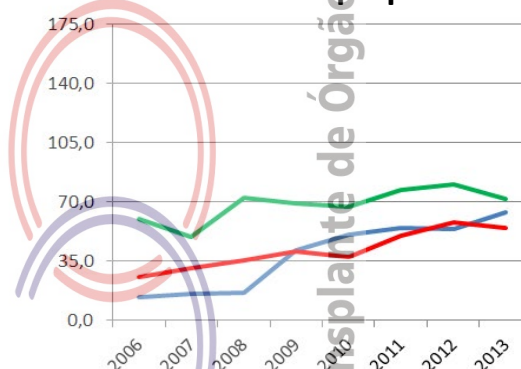
Kidney from living donor - pmp



Liver - pmp (not performed)



Cornea- pmp



Number of teams that performed transplantations during the year

	2006	2007	2008	2009	2010	2011	2012	2013
Cornea	Unavailable	Unavailable	Unavailable	Unavailable	Unavailable	Unavailable	Unavailable	Unavailable
Kidney	2	2	2	2	3	3	3	3
Liver (not performed)								
Pancreas (not performed)								
Heart	0	1	0	0	0	0	0	0
Lung (not performed)								

Absolute number of transplants	2006	2007	2008	2009	2010	2011	2012	2013
Cornea	39	47	49	126	157	170	167	199
Kidney - total	36	36	28	31	43	42	39	41
living donor	24	12	24	15	19	25	23	11
deceased donor	12	24	4	16	24	17	16	30
Liver (not performed)								
Pancreas (not performed)								
Heart	0	1	0	0	0	0	0	0
Lung (not performed)								

Number of transplants pmp	2006	2007	2008	2009	2010	2011	2012	2013
Cornea	13.7	15.5	16.2	41.6	50.3	54.5	53.6	63.8
Kidney - total	12.7	11.9	9.2	10.2	13.8	13.5	12.5	13.1
living donor	8.4	4.0	7.9	4.9	6.1	8.0	7.4	3.5
deceased donor	4.2	7.9	1.3	5.3	7.7	5.5	5.1	9.6
Liver (not performed)								
Pancreas (not performed)								
Heart	0.0	0.3	0.0	0.0	0.0	0.0	0.0	0.0
Lung (not performed)								

RIO DE JANEIRO

Population	15,989,929 (8.4%)	Estimated annual demand and number of transplants				Cornea	Kidney	Liver	Heart
Capital City: Rio de Janeiro	6,320,446	Estimated demand				1,439	959	400	96
Area (Km²)	43,696.05	Performed transplants				310	416	162	10
GDP per capita (U\$)	15.103,38								
Number of Mortality per year	2006	2007	2008	2009	2010	2011	2012	2013	
All Causes	118,423	120,217	122,534	123,890	127,536	127,095	Unavailable	Unavailable	
External Causes	14,938	15,189	14,420	14,184	13,794	13,765	Unavailable	Unavailable	
Neurological Causes	1,938	2,160	2,438	2,564	2,865	2,855	Unavailable	Unavailable	
Population (census IBGE)	14,391,282	15,420,375	15,420,375	15,420,375	15,989,929	15,989,929	15,989,929	15,989,929	

Source: <http://cnes.datasus.gov.br> 2013-12-17

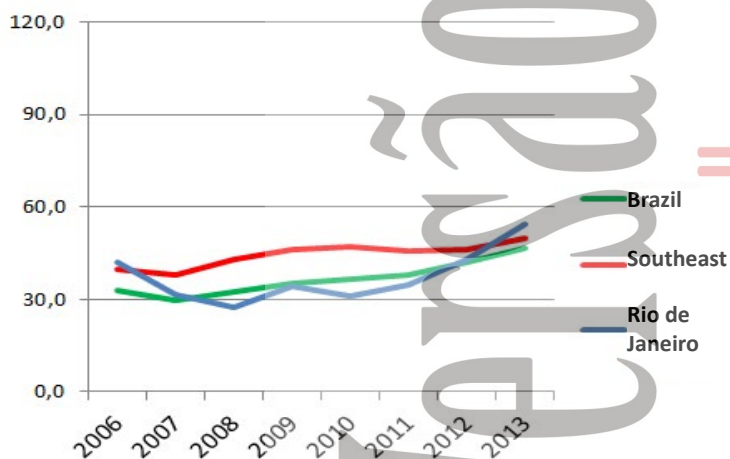
HOSPITALS	% Brazil	
Nº Total	544 (8.6)	
State's capital	254	
Country side	290	
Nº of beds	51,546 (10.8)	
Nº of ICU beds	5,843 (15.5)	
Hospitals with over 80 beds	234	
Teaching hospitals	11	
Medical schools	15 (7.9)	
Neurosurgery services	41 (10.0)	
Number of CIHDOTTS	41	
Number of OPOs	0	

CNCDO: Rodrigo Alves Sarlo
Phone: (21) 2333-7535 / 7543
E-mail: transplantes@saude.rj.gov.br

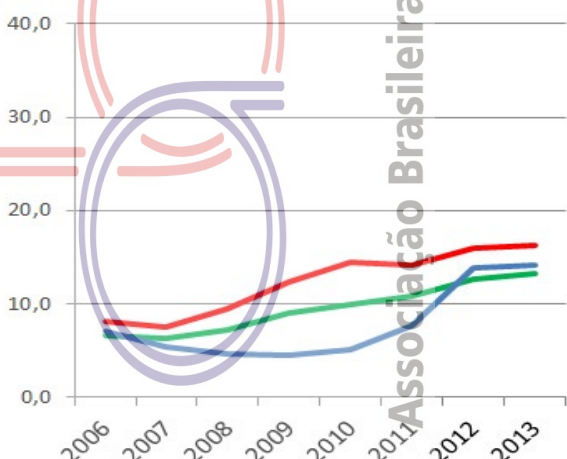
An important growth in the identification of potential donors (26%) and in the number of kidney and liver transplant as well was observed in 2013, surpassing the average of the Southeast region.

ORGAN DONATION

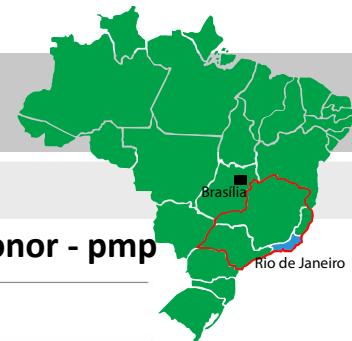
Notified potential donors - pmp



Effective donor - pmp

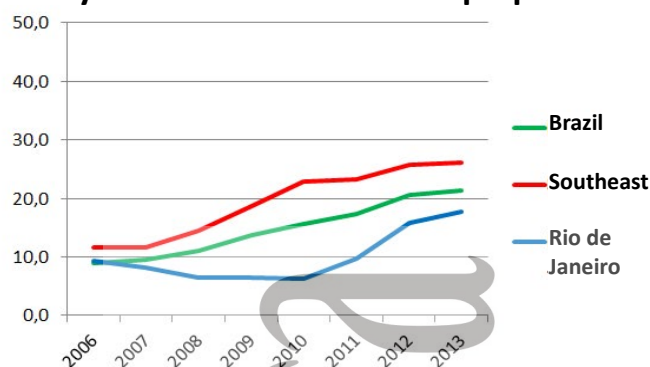


	2006	2007	2008	2009	2010	2011	2012	2013
Number of effective donors	101	82	71	69	80	121	221	225
Number of effective donors (pmp)	7.0	5.3	4.6	4.5	5.0	7.6	13.8	14.1
Potential donors	603	488	421	526	498	556	688	869
Number of potential donors(pmp)	41.9	31.6	27.3	34.1	31.1	34.8	43.0	54.3
Non consenting families	204	148	114	131	126	153	179	229
Percentage of rejection of interviews	Unavailable	Unavailable	Unavailable	Unavailable	Unavailable	Unavailable	45	50
Cardiopulmonary Arrest	Unavailable	Unavailable	94	133	140	174	185	227
Medical Contraindications	241	187	105	149	112	72	59	135
Others	57	71	37	44	40	36	44	53

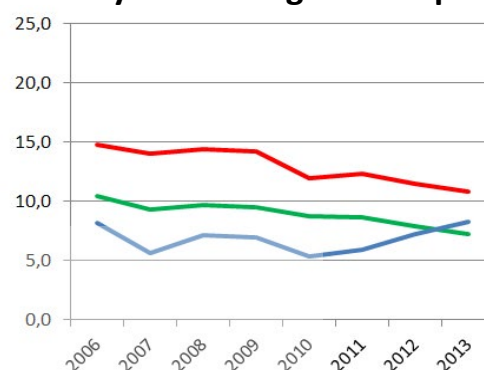


Organ Transplantation

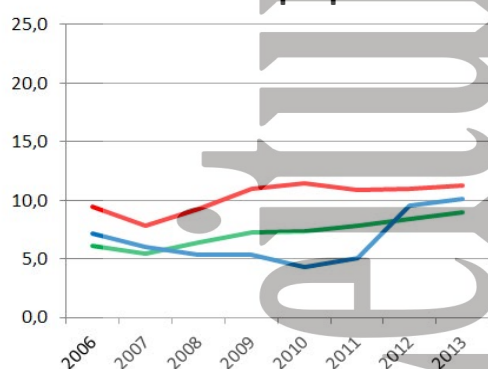
Kidney from deceased donor - pmp



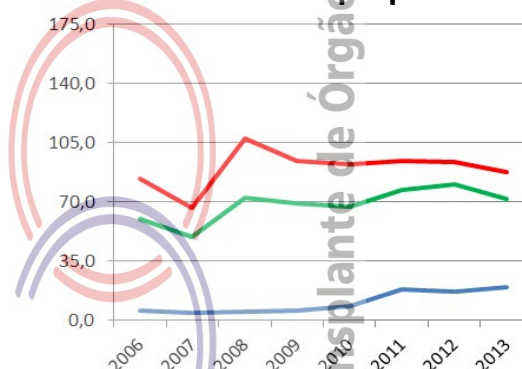
Kidney from living donor - pmp



Liver - pmp



Cornea - pmp



Number of teams that performed transplantations during the year

	2006	2007	2008	2009	2010	2011	2012	2013
Cornea	Unavailable	Unavailable	Unavailable	Unavailable	Unavailable	Unavailable	Unavailable	Unavailable
Kidney	13	9	10	10	12	11	10	12
Liver	4	4	4	4	7	7	6	7
Pancreas	0	1	0	0	0	0	0	0
Heart	2	2	2	1	1	1	2	2
Lung	1	1	0	0	0	0	0	0

Absolute number of transplants

	2006	2007	2008	2009	2010	2011	2012	2013
Cornea	83	66	78	88	138	294	269	310
Kidney - total	253	211	211	205	186	251	367	416
<i>living donor</i>	118	86	110	106	85	94	115	132
<i>deceased donor</i>	135	125	101	99	101	157	252	284
Liver	103	92	83	84	68	82	153	162
Pancreas	0	1	0	0	0	0	0	0
Heart	2	4	5	8	6	5	11	10
Lung	4	2	0	0	0	0	0	0

Number of transplants pmp

	2006	2007	2008	2009	2010	2011	2012	2013
Cornea	5.8	4.3	5.1	5.7	8.6	18.4	16.8	19.4
Kidney - total	17.6	13.7	13.7	13.3	11.6	15.7	23.0	26.0
<i>living donor</i>	8.2	5.6	7.1	6.9	5.3	5.9	7.2	8.3
<i>deceased donor</i>	9.4	8.1	6.5	6.4	6.3	9.8	15.8	17.8
Liver	7.2	6.0	5.4	5.4	4.3	5.1	9.6	10.1
Pancreas	0.0	0.1	0.0	0.0	0.0	0.0	0.0	0.0
Heart	0.1	0.3	0.3	0.5	0.4	0.3	0.7	0.6
Lung	0.3	0.1	0.0	0.0	0.0	0.0	0.0	0.0

RIO GRANDE DO NORTE

Population	3,168,027 (1.7%)	Estimated annual demand and number of transplants	Cornea	Kidney	Liver	Heart
Capital City: Natal	803,739	Estimated demand	285	190	79	19
Area (Km²)	52,796.79	Performed transplants	171	50	3	0
GDP per capita (U\$)	5.940,52					

Number of Mortality per year	2006	2007	2008	2009	2010	2011	2012	2013
All Causes	13,659	14,541	15,576	16,215	16,090	17,802	Unavailable	Unavailable
External Causes	1,730	1,934	2,084	2,286	2,162	2,414	Unavailable	Unavailable
Neurological Causes	238	276	319	315	345	389	Unavailable	Unavailable
Population (census IBGE)	2,776,782	3,013,740	3,013,740	3,013,740	3,168,027	3,168,027	3,168,027	3,168,027

Source: <http://cnes.datasus.gov.br> 2013-12-17

HOSPITALS % Brazil

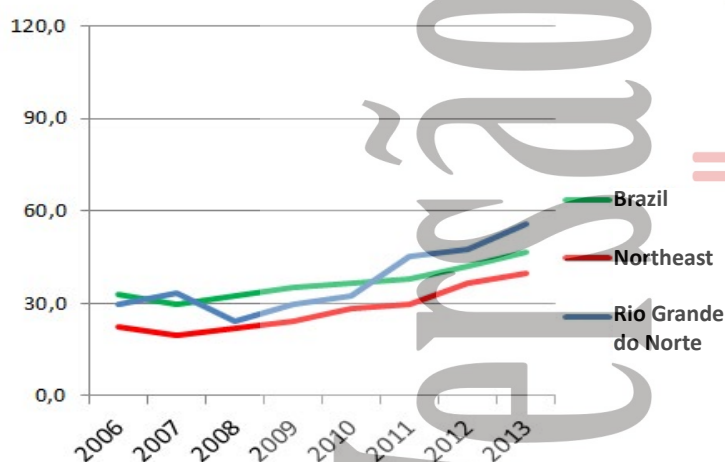
Nº Total	93 (1.5)
State's capital	30
Country side	63
Nº of beds	6,010 (1.3)
Nº of ICU beds	464 (1.2)
Hospitals with over 80 beds	27
Teaching hospitals	2
Medical schools	3 (1.6)
Neurosurgery services	5 (1.2)
Number of CIHDOTTS	8
Number of OPOs	0

CNCDO: Artenise Revoredo
Phone: (84) 3232-7620 / 8839-8452
E-Mail: cncdo@rn.gov.br

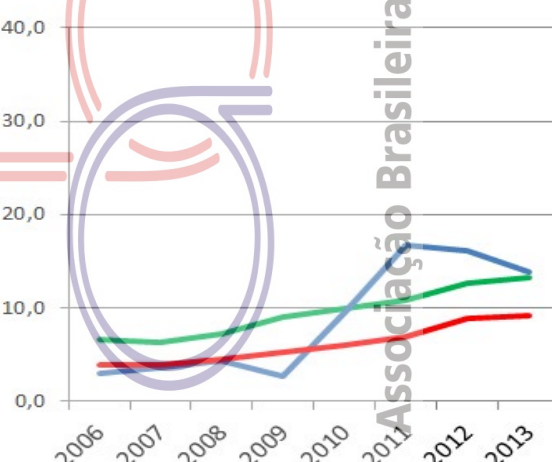
Rio Grande do Norte showed an increase in the number of notifications compared to 2012 (47.7 to 55.9 pmp). Yet, the number of effective donors has not followed this tendency, mostly due to an increase in family refusal rate, accounting for 61% of all the interviews.

ORGAN DONATION

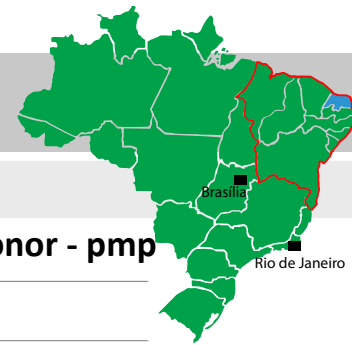
Notified potential donors - pmp



Effective donor - pmp

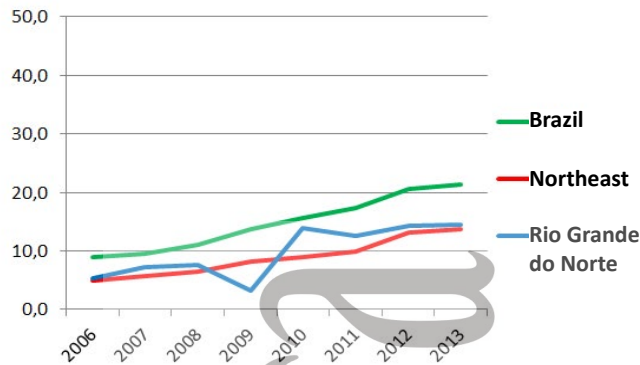


	2006	2007	2008	2009	2010	2011	2012	2013
Number of effective donors	8	11	13	8	30	53	51	44
Number of effective donors (pmp)	2.9	3.6	4.3	2.7	9.5	16.7	16.1	13.9
Potential donors	82	100	73	90	103	143	151	177
Number of potential donors(pmp)	29.5	33.2	24.2	29.9	32.5	45.1	47.7	55.9
Non consenting families	25	24	18	21	36	53	65	73
Percentage of rejection of interviews	Unavailable	Unavailable	Unavailable	Unavailable	Unavailable	Unavailable	54	61
Cardiopulmonary Arrest	Unavailable	Unavailable	16	8	19	20	11	5
Medical Contraindications	31	45	21	42	13	7	8	18
Others	18	20	5	11	5	10	16	37

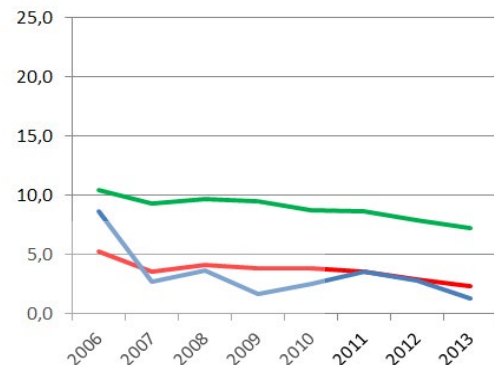


Organ Transplantation

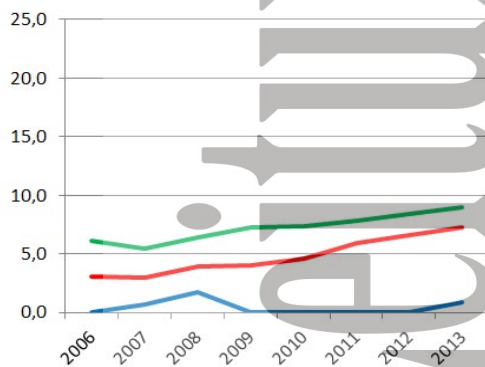
Kidney from deceased donor - pmp



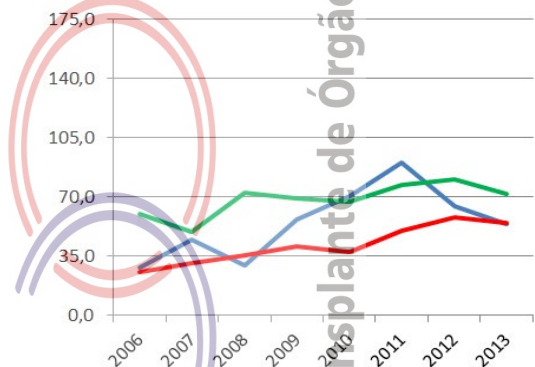
Kidney from living donor - pmp



Liver - pmp



Cornea- pmp



Number of teams that performed transplantations during the year

	2006	2007	2008	2009	2010	2011	2012	2013
Cornea	Unavailable	Unavailable	Unavailable	Unavailable	Unavailable	Unavailable	Unavailable	Unavailable
Kidney	3	2	3	2	2	1	1	1
Liver	0	1	1	0	0	0	0	1
Pancreas (not performed)								
Heart	0	2	1	1	1	0	0	0
Lung (not performed)								

Absolute number of transplants

	2006	2007	2008	2009	2010	2011	2012	2013
Cornea	78	135	89	171	224	286	205	171
Kidney - total	39	30	34	15	52	51	54	50
living donor	24	8	11	5	8	11	9	4
deceased donor	15	22	23	10	44	40	45	46
Liver	0	2	5	0	0	0	0	3
Pancreas (not performed)								
Heart	0	2	1	1	3	0	0	0
Lung (not performed)								

Number of transplants pmp

	2006	2007	2008	2009	2010	2011	2012	2013
Cornea	28.1	44.8	29.5	56.7	70.7	90.3	64.7	54.0
Kidney - total	14.0	10.0	11.3	5.0	16.4	16.1	17.0	15.8
living donor	8.6	2.7	3.6	1.7	2.5	3.5	2.8	1.3
deceased donor	5.4	7.3	7.6	3.3	13.9	12.6	14.2	14.5
Liver	0.0	0.7	1.7	0.0	0.0	0.0	0.0	0.9
Pancreas (not performed)								
Heart	0.0	0.7	0.3	0.3	0.9	0.0	0.0	0.0
Lung (not performed)								

RIO GRANDE DO SUL

Population	10,693,929 (5.6%)
Capital City: Porto Alegre	1,409,351
Area (Km²)	281,748.54
GDP per capita (U\$)	12.318,10

Estimated annual demand and number of transplants	Cornea	Kidney	Liver	Heart
Estimated demand	962	642	267	64
Performed transplants	776	544	137	12

Number of Mortality per year	2006	2007	2008	2009	2010	2011	2012	2013
All Causes	72,357	75,305	73,996	76,788	77,985	80,148	Unavailable	Unavailable
External Causes	6,976	7,278	7,397	7,358	7,257	7,167	Unavailable	Unavailable
Neurological Causes	1,625	1,930	1,921	2,028	2,221	2,407	Unavailable	Unavailable
Population (census IBGE)	10,187,798	10,582,840	10,582,840	10,582,840	10,693,929	10,693,929	10,693,929	10,693,929

Source: <http://cnes.datasus.gov.br> 2013-12-17

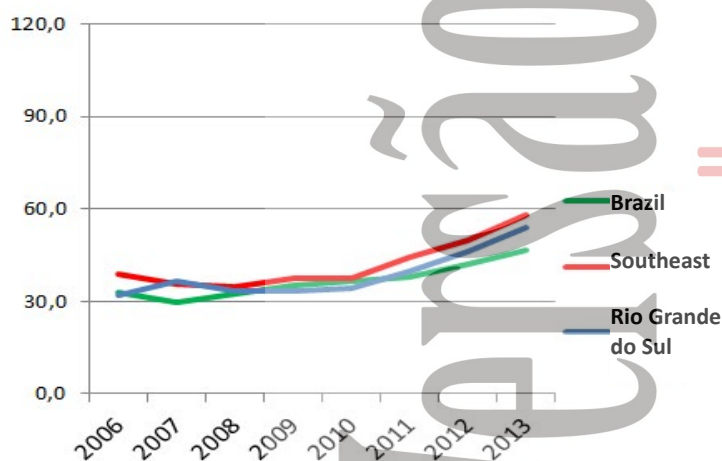
HOSPITALS	% Brazil
Nº Total	336 (5.3)
State's capital	28
Country side	308
Nº of beds	33,210 (7.0)
Nº of ICU beds	2,228 (5.9)
Hospitals with over 80 beds	119
Teaching hospitals	15
Medical schools	13 (6.8)
Neurosurgery services	27 (6.6)
Number of CIHDOTTS	41
Number of OPOs	7

CNCDO: Dra. Rosana Reis Nothen
Fone/Fax: (51) 3353-3030
E-mail: centraldetransplantes@saude.rs.gov.br

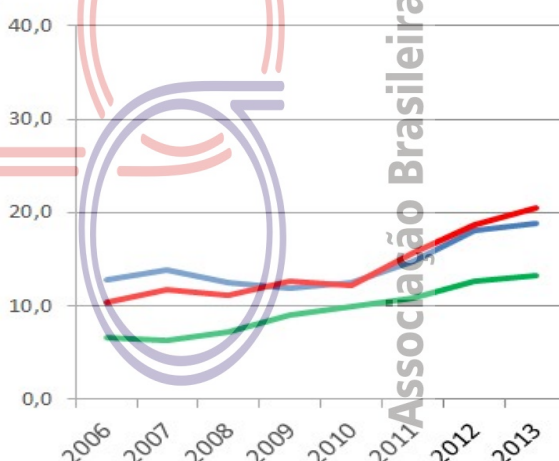
Rio Grande do Sul has a well-established transplantation program with a steady growth in the number of notifications since 2010. The use of multiple transplantable organs increased 25% in comparison to 2012.

ORGAN DONATION

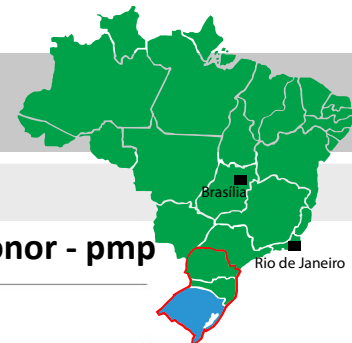
Notified potential donors - pmp



Effective donor - pmp

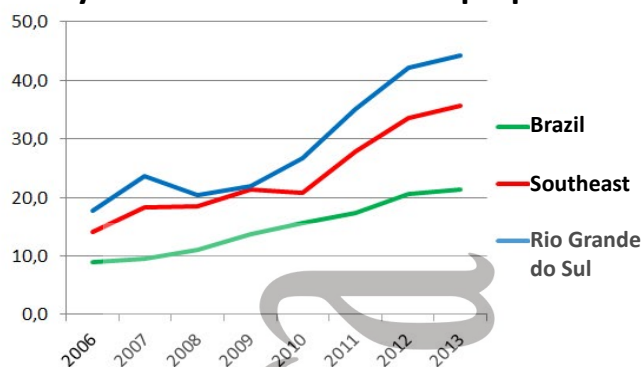


	2006	2007	2008	2009	2010	2011	2012	2013
Number of effective donors	130	147	132	126	133	158	194	201
Number of effective donors (pmp)	12.8	13.9	12.5	11.9	12.4	14.8	18.1	18.8
Potential donors	327	389	354	356	368	427	495	579
Number of potential donors(pmp)	32.1	36.8	33.5	33.6	34.4	39.9	46.3	54.1
Non consenting families	104	130	96	99	99	133	167	184
Percentage of rejection of interviews	Unavailable	Unavailable	Unavailable	Unavailable	Unavailable	Unavailable	41	45
Cardiopulmonary Arrest	Unavailable	Unavailable	88	88	88	94	81	113
Medical Contraindications	89	112	38	43	46	36	47	65
Others	4	0	0	0	2	6	6	16

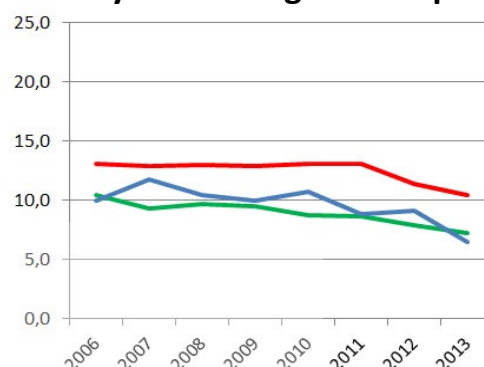


Organ Transplantation

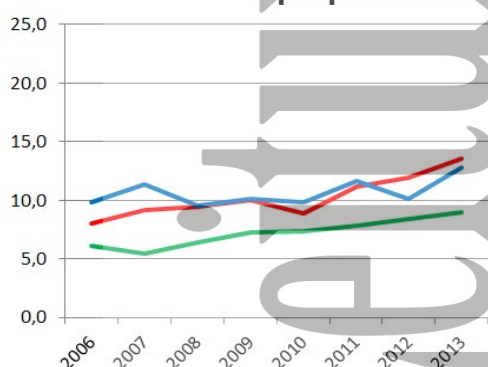
Kidney from deceased donor - pmp



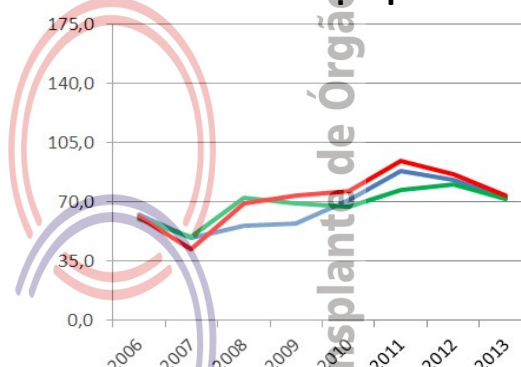
Kidney from living donor - pmp



Liver - pmp



Cornea - pmp



Number of teams that performed transplantations during the year

	2006	2007	2008	2009	2010	2011	2012	2013
Cornea	Unavailable	Unavailable	Unavailable	Unavailable	Unavailable	Unavailable	Unavailable	Unavailable
Kidney	12	9	11	10	8	8	9	10
Liver	7	6	6	7	6	5	5	6
Pancreas	4	5	5	3	3	1	-	-
Heart	3	3	3	2	2	3	3	3
Lung	1	1	1	2	1	2	2	2

Absolute number of transplants

	2006	2007	2008	2009	2010	2011	2012	2013
Cornea	636	518	595	607	757	941	886	776
Kidney - total	283	376	325	339	400	468	548	544
<i>living donor</i>	102	125	110	106	114	94	97	70
<i>deceased donor</i>	181	251	215	233	286	374	451	474
Liver	100	121	102	107	105	125	108	137
Pancreas	23	21	18	7	4	1	0	0
Heart	12	8	14	9	5	11	11	12
Lung	24	26	27	41	28	27	33	31

Number of transplants pmp

	2006	2007	2008	2009	2010	2011	2012	2013
Cornea	62.4	48.9	56.2	57.4	70.8	88.0	82.9	72.6
Kidney - total	27.8	35.5	30.7	32.0	37.4	43.8	51.2	50.9
<i>living donor</i>	10.0	11.8	10.4	10.0	10.7	8.8	9.1	6.5
<i>deceased donor</i>	17.8	23.7	20.3	22.0	26.7	35.0	42.2	44.3
Liver	9.8	11.4	9.6	10.1	9.8	11.7	10.1	12.8
Pancreas	2.3	2.0	1.7	0.7	0.4	0.1	0.0	0.0
Heart	1.2	0.8	1.3	0.9	0.5	1.0	1.0	1.1
Lung	2.4	2.5	2.6	3.9	2.6	2.5	3.1	2.9

RONDÔNIA

Population	1,562,409 (0.8%)
Capital City: Porto Velho	428,527
Area (Km²)	237,576.17
GDP per capita (U\$)	9.294,38

Estimated annual demand and number of transplants	Cornea	Kidney	Liver	Heart
Estimated demand	141	94	39	9
Performed transplants	0	0	0	0

Number of Mortality per year	2006	2007	2008	2009	2010	2011	2012	2013
All Causes	6,072	5,565	6,289	6,837	7,225	7,014	Unavailable	Unavailable
External Causes	1,377	1,112	1,306	1,436	1,528	1,397	Unavailable	Unavailable
Neurological Causes	66	72	84	105	98	101	Unavailable	Unavailable
Population (census IBGE)	1,379,787	1,453,756	1,453,756	1,453,756	1,562,409	1,562,409	1,562,409	1,562,409

Source: <http://cnes.datasus.gov.br> 2013-12-17

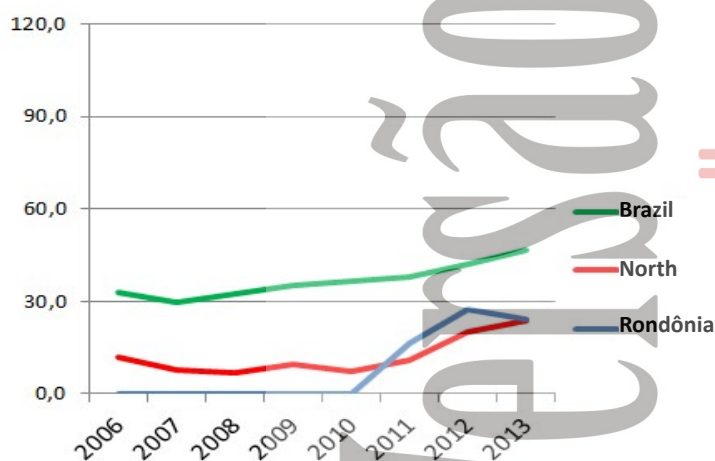
HOSPITALS	% Brazil
Nº Total	82 (1.3)
State's capital	20
Country side	62
Nº of beds	4,294 (0.9)
Nº of ICU beds	278 (0.7)
Hospitals with over 80 beds	15
Teaching hospitals	0
Medical schools	4 (2.1)
Neurosurgery services	5 (1.2)
Number of CIHDOTTS	3
Number of OPOs	0

CNCDO: Edcléia Gonçalves da Silva
Phone: (69) 3216-5738 / 3216-5747
E-mail: gcetro@gmail.com

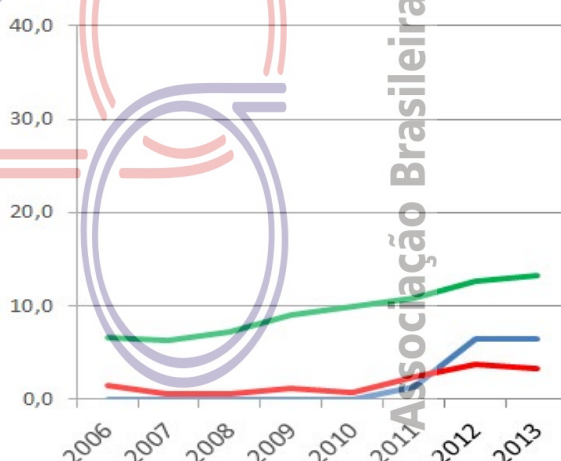
Rondônia has started developing its organ donation program only two years ago.

ORGAN DONATION

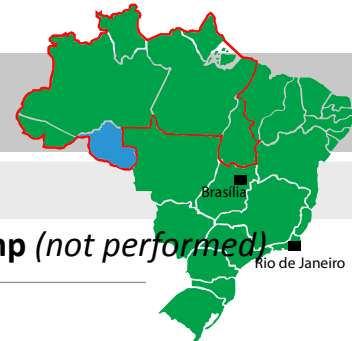
Notified potential donors - pmp (not performed)



Effective donor - pmp



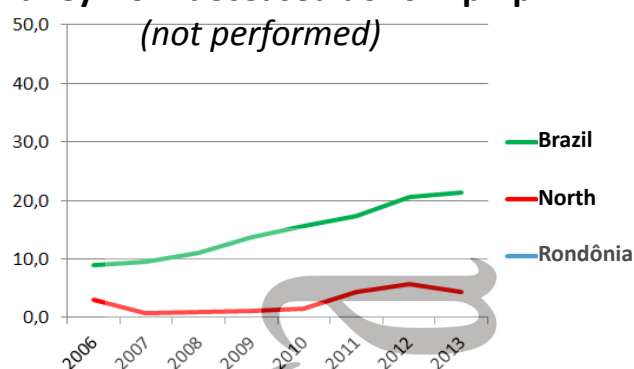
	2006	2007	2008	2009	2010	2011	2012	2013
Number of effective donors						2	10	10
Number of effective donors (pmp)		0.0	0.0	0.0	0.0	0.0	1.3	6.4
Potential donors						26	43	38
Number of potential donors(pmp)		0.0	0.0	0.0	0.0	0.0	16.6	24.3
Non consenting families						3	10	13
Percentage of rejection of interviews	Unavailable	Unavailable	Unavailable	Unavailable	Unavailable	Unavailable	48	52
Cardiopulmonary Arrest	Unavailable	Unavailable				2	0	3
Medical Contraindications							2	2
Others						19	21	10



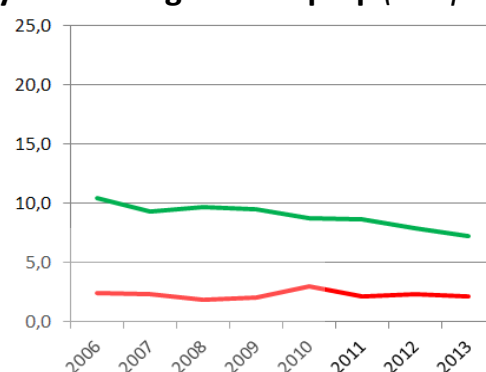
Organ Transplantation

Kidney from deceased donor - pmp

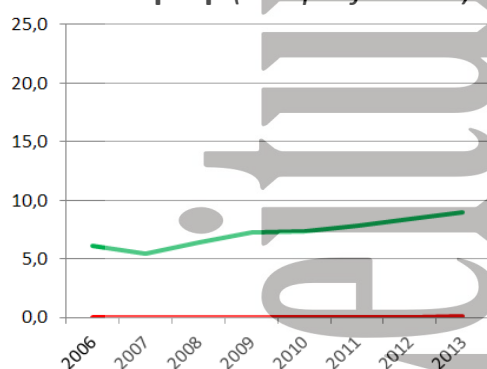
(not performed)



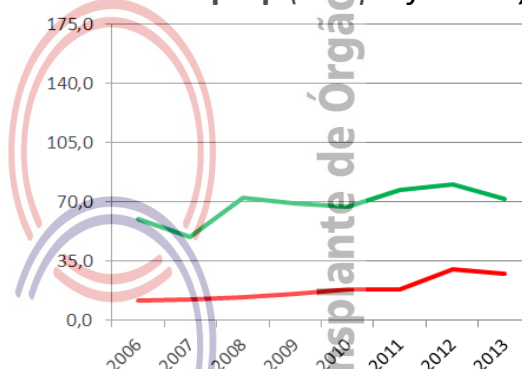
Kidney from living donor - pmp (not performed)



Liver - pmp (not performed)



Cornea- pmp (not performed)



Number of teams that performed transplantations during the year

	2006	2007	2008	2009	2010	2011	2012	2013
Cornea (not performed)	Unavailable	Unavailable	Unavailable	Unavailable	Unavailable	Unavailable	Unavailable	Unavailable
Kidney (not performed)								
Liver (not performed)								
Pancreas (not performed)								
Heart (not performed)								
Lung (not performed)								

Absolute number of transplants

	2006	2007	2008	2009	2010	2011	2012	2013
Cornea (not performed)								
Kidney (not performed)								
living donor								
deceased donor								
Liver (not performed)								
Pancreas (not performed)								
Heart (not performed)								
Lung (not performed)								

Number of transplants pmp

	2006	2007	2008	2009	2010	2011	2012	2013
Cornea (not performed)								
Kidney (not performed)								
living donor								
deceased donor								
Liver (not performed)								
Pancreas (not performed)								
Heart (not performed)								
Lung (not performed)								

RORAIMA

Population	450,479 (0.2%)
Capital City: Boa Vista	284,313
Area (Km²)	224,298.98
GDP per capita (U\$)	7.950,45

Estimated annual demand and number of transplants	Cornea	Kidney	Liver	Heart
Estimated demand	41	27	11	3
Performed transplants	0	0	0	0

Number of Mortality per year	2006	2007	2008	2009	2010	2011	2012	2013
All Causes	1,509	1,494	1,481	1,536	1,640	1,599	Unavailable	Unavailable
External Causes	335	385	337	351	372	350	Unavailable	Unavailable
Neurological Causes	15	18	23	14	29	22	Unavailable	Unavailable
Population (census IBGE)	324,397	395,725	395,725	395,725	450,479	450,479	450,479	450,479

Source: <http://cnes.datasus.gov.br> 2013-12-17

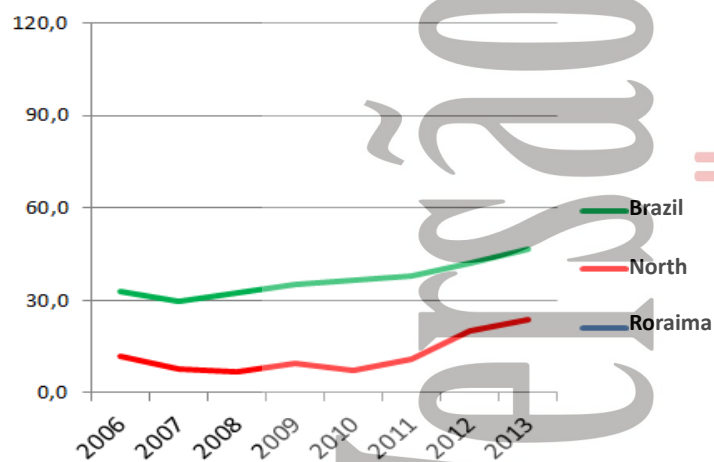
HOSPITALS	% Brazil
Nº Total	13 (0.2)
State's capital	7
Country side	6
Nº of beds	798 (0.2)
Nº of ICU beds	33 (0.1)
Hospitals with over 80 beds	3
Teaching hospitals	0
Medical schools	1 (0.5)
Neurosurgery services	2 (0.5)
Number of CIHDOTTS	0
Number of OPOs	0

CNCDO: Dr. Douglas Henrique Teixeira
Phone: 95-2121-0560/2121-0620
E-mail: direcaogeral.hgr@gmail.com

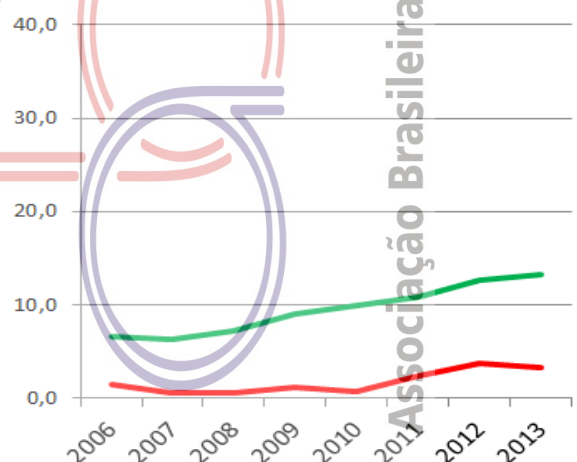
Roraima has started developing its organ donation program in 2013.

ORGAN DONATION

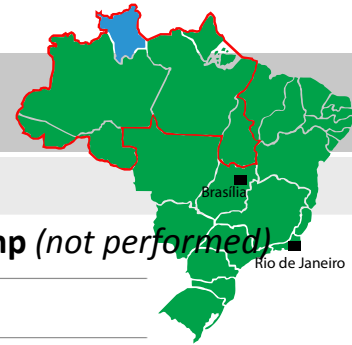
Notified potential donors - pmp (not performed)



Effective donor - pmp (not performed)

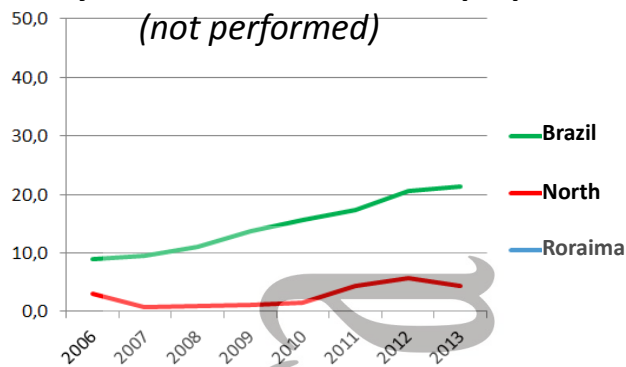


Number of effective donors	
Number of effective donors (pmp)	
Potential donors	
Number of potential donors(pmp)	
Non consenting families	
Percentage of rejection of interviews	Unavailable
Cardiopulmonary Arrest	Unavailable
Medical Contraindications	
Others	

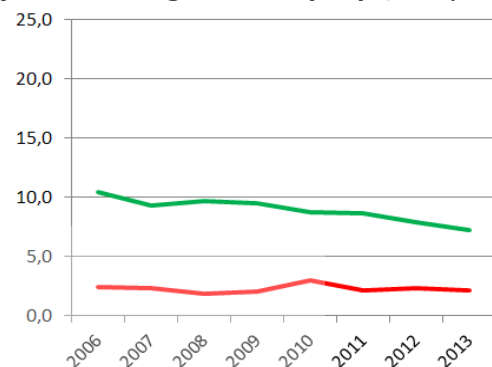


Organ Transplantation

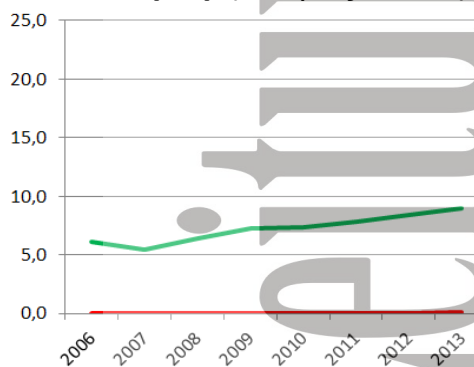
Kidney from deceased donor - pmp
(not performed)



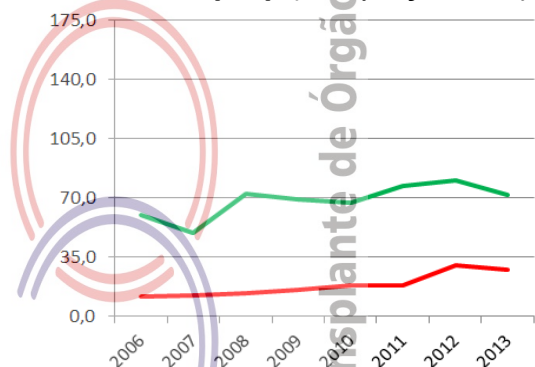
Kidney from living donor - pmp (not performed)



Liver - pmp (not performed)



Cornea- pmp (not performed)



Number of teams that performed transplantations during the year

	2006	2007	2008	2009	2010	2011	2012	2013
Cornea (not performed)	Unavailable	Unavailable	Unavailable	Unavailable	Unavailable	Unavailable	Unavailable	Unavailable
Kidney (not performed)								
Liver (not performed)								
Pancreas (not performed)								
Heart (not performed)								
Lung (not performed)								

Absolute number of transplants

	2006	2007	2008	2009	2010	2011	2012	2013
Cornea (not performed)								
Kidney (not performed)								
living donor								
deceased donor								
Liver (not performed)								
Pancreas (not performed)								
Heart (not performed)								
Lung (not performed)								

Number of transplants pmp

	2006	2007	2008	2009	2010	2011	2012	2013
Cornea (not performed)								
Kidney (not performed)								
living donor								
deceased donor								
Liver (not performed)								
Pancreas (not performed)								
Heart (not performed)								
Lung (not performed)								

SANTA CATARINA

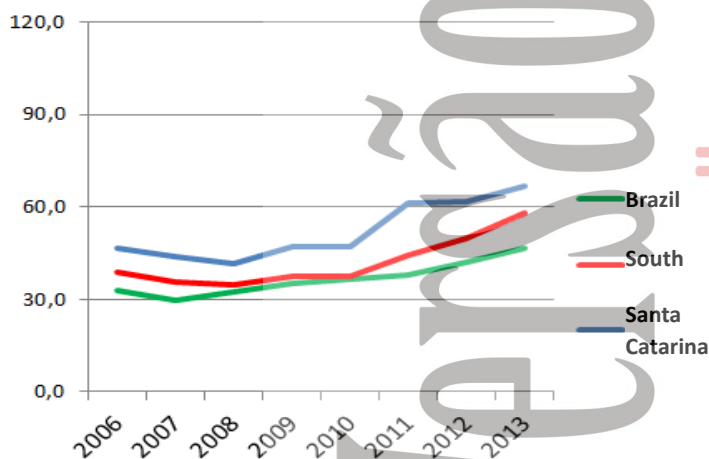
Population	6,248,436 (3.3%)	Estimated annual demand and number of transplants				Cornea	Kidney	Liver	Heart
Capital City: Florianópolis	421,240	Estimated demand				562	375	156	37
Area (Km²)	95,346.18	Performed transplants				504	270	117	4
GDP per capita (U\$)	14.084,64								
Number of Mortality per year	2006	2007	2008	2009	2010	2011	2012	2013	
All Causes	30,421	32,102	31,869	33,825	34,474	35,912	Unavailable	Unavailable	
External Causes	3,852	3,952	4,132	4,039	4,115	4,245	Unavailable	Unavailable	
Neurological Causes	655	657	684	778	819	896	Unavailable	Unavailable	
Population (census IBGE)	5,356,360	5,866,252	5,866,252	5,866,252	6,248,436	6,248,436	6,248,436	6,248,436	

Source: <http://cnes.datasus.gov.br> 2013-12-17

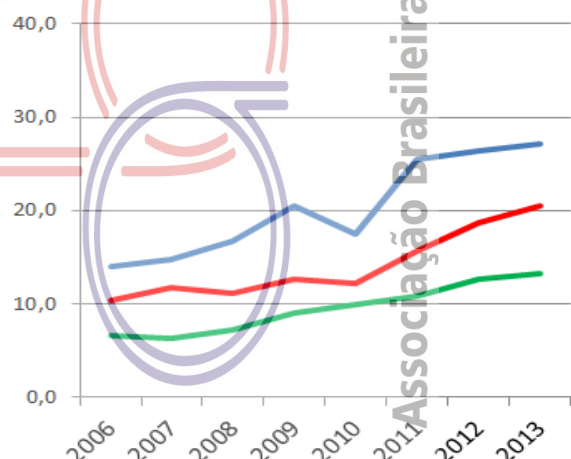
HOSPITALS	% Brazil	CNCDO: Dr. Joel de Andrade Phone: (48) 3212-1612 / 3212-1613 E-Mail: getra@saude.sc.gov.br	
Nº Total	224 (3.6)		
State's capital	22		
Country side	202	<p>Santa Catarina is the leading state in effective deceased donors pmp in Brazil, with well-established liver and kidney transplantation programs.</p>	
Nº of beds	16,438 (3.5)		
Nº of ICU beds	938 (2.5)		
Hospitals with over 80 beds	67		
Teaching hospitals	7		
Medical schools	9 (4.7)		
Neurosurgery services	22 (5.4)		
Number of CIHDOTS	28		
Number of OPOs	0		

ORGAN DONATION

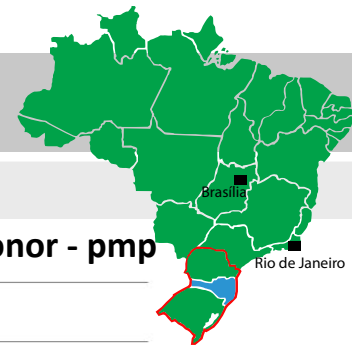
Notified potential donors - pmp



Effective donor - pmp

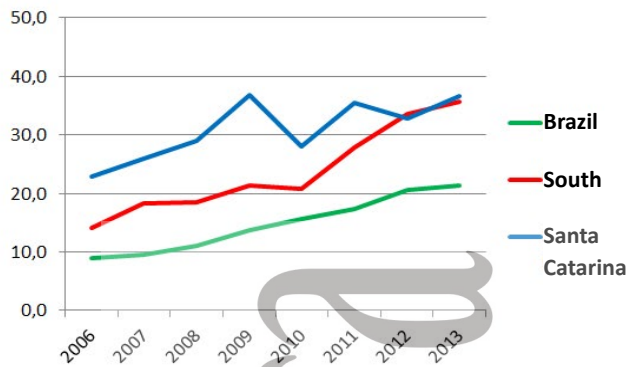


	2006	2007	2008	2009	2010	2011	2012	2013
Number of effective donors	75	87	98	120	109	159	165	170
Number of effective donors (pmp)	14.0	14.8	16.7	20.5	17.4	25.4	26.4	27.2
Potential donors	249	257	244	277	295	384	386	416
Number of potential donors(pmp)	46.5	43.8	41.6	47.2	47.2	61.5	61.8	66.6
Non consenting families	95	104	70	94	91	94	111	115
Percentage of rejection of interviews	Unavailable	Unavailable	Unavailable	Unavailable	Unavailable	Unavailable	40	39
Cardiopulmonary Arrest	Unavailable	Unavailable	52	45	20	53	69	41
Medical Contraindications	36	37	13	8	71	74	32	40
Others	43	29	11	10	4	4	9	50

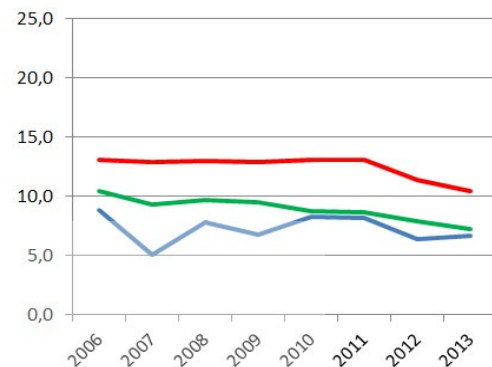


Organ Transplantation

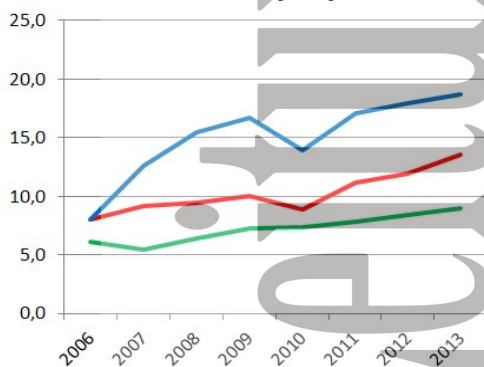
Kidney from deceased donor - pmp



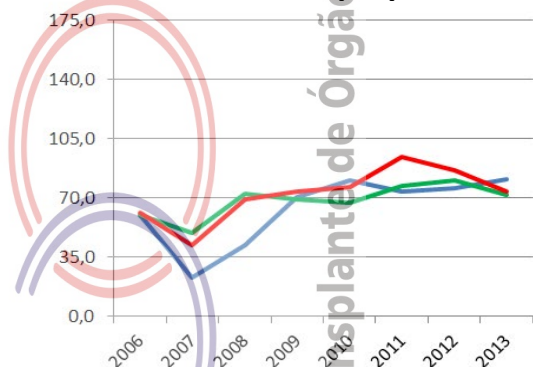
Kidney from living donor - pmp



Liver - pmp



Cornea - pmp



Number of teams that performed transplantations during the year

	2006	2007	2008	2009	2010	2011	2012	2013
Cornea	Unavailable	Unavailable	Unavailable	Unavailable	Unavailable	Unavailable	Unavailable	Unavailable
Kidney	7	7	6	7	6	5	5	6
Liver	1	1	1	2	2	3	3	3
Pancreas	1	0	1	2	1	1	1	1
Heart	2	2	1	1	0	0	0	1
Lung (not performed)								

Absolute number of transplants

	2006	2007	2008	2009	2010	2011	2012	2013
Cornea	321	133	246	414	502	462	475	504
Kidney - total	169	182	216	256	227	272	245	270
living donor	47	30	46	40	52	51	40	42
deceased donor	122	152	170	216	175	221	205	228
Liver	43	74	91	98	87	107	112	117
Pancreas	1	0	4	8	6	9	5	12
Heart	6	3	2	1	0	0	0	4
Lung (not performed)								

Number of transplants pmp

	2006	2007	2008	2009	2010	2011	2012	2013
Cornea	59.9	22.7	41.9	70.6	80.3	73.9	76.0	80.7
Kidney - total	31.6	31.0	36.8	43.6	36.3	43.5	39.2	43.2
living donor	8.8	5.1	7.8	6.8	8.3	8.2	6.4	6.7
deceased donor	22.8	25.9	29.0	36.8	28.0	35.4	32.8	36.5
Liver	8.0	12.6	15.5	16.7	13.9	17.1	17.9	18.7
Pancreas	0.2	0.0	0.7	1.4	1.0	1.4	0.8	1.9
Heart	1.1	0.5	0.3	0.2	0.0	0.0	0.0	0.6
Lung (not performed)								

SÃO PAULO

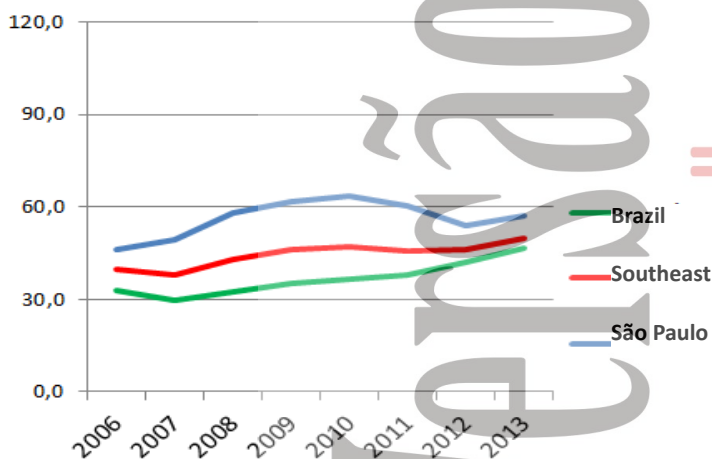
Population	41,262,199 (21.6%)		Estimated annual demand and number of transplants			Cornea	Kidney	Liver	Heart	
Capital City: São Paulo	11,253,503									
Area (Km²)	248,209.43					Estimated demand	3,714	2,476	1,032	248
GDP per capita (U\$)	15.169,25					Performed transplants	5,058	1,916	648	103
Number of Mortality per year	2006	2007	2008	2009	2010	2011	2012	2013		
All Causes	243,955	244,653	249,247	256,627	264,951	270,367	Unavailable	Unavailable		
External Causes	25,013	23,241	23,837	24,048	24,151	24,276	Unavailable	Unavailable		
Neurological Causes	5,500	5,998	5,845	6,508	7,182	7,615	Unavailable	Unavailable		
Population (census IBGE)	37,032,403	39,827,570	39,827,570	39,827,570	41,262,199	41,262,199	41,262,199	41,262,199		
Source: http://cnes.datasus.gov.br 2013-12-17										

Source: <http://cnes.datasus.gov.br> 2013-12-17

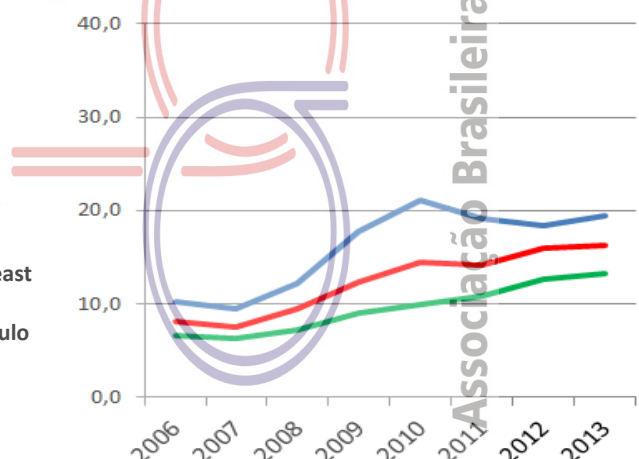
HOSPITALS		% Brazil	CNCDO: Dr. Agenor Spallini Ferraz Phone: (11) 3064-1649 / 3088-5094 E-mail: ctrans@saude.sp.gov.br
Nº Total	897	(14.3)	
State's capital	198		
Country side	699		
Nº of beds	105,962	(22.3)	<p>Sao Paulo leads the country in absolute numbers of transplants, accounting for more than 40% of the transplants in Brazil, thanks for a pioneering and well-established program since 1997.</p>
Nº of ICU beds	10,579	(28.0)	
Hospitals with over 80 beds	440		
Teaching hospitals	42		
Medical schools	36	(18.9)	
Neurosurgery services	106	(25.8)	
Number of CIHDOTTS	255		
Number of OPOs	10		

ORGAN DONATION

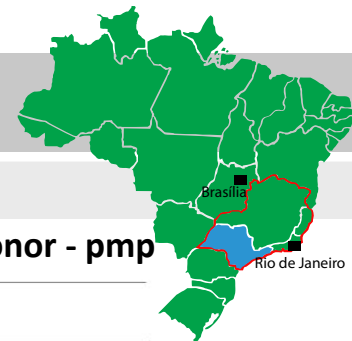
Notified potential donors - pmp



Effective donor - pmp

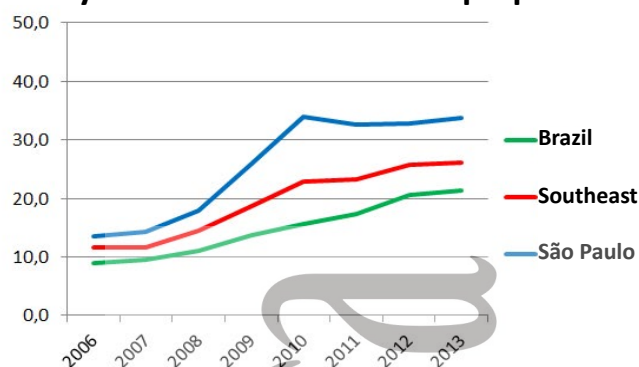


	2006	2007	2008	2009	2010	2011	2012	2013
Number of effective donors	376	376	486	705	872	793	757	802
Number of effective donors (pmp)	10.2	9.4	12.2	17.7	21.1	19.2	18.3	19.4
Potential donors	1,719	1,965	2,307	2,456	2,621	2,495	2,226	2366
Number of potential donors(pmp)	46.4	49.3	57.9	61.7	63.5	60.5	53.9	57.3
Non consenting families	450	458	371	434	654	674	681	716
Percentage of rejection of interviews	Unavailable	Unavailable	Unavailable	Unavailable	Unavailable	Unavailable	33	41
Cardiopulmonary Arrest	Unavailable	Unavailable	859	706	480	374	368	401
Medical Contraindications	525	599	27	54	83	80	73	69
Others	368	532	564	557	532	574	347	378

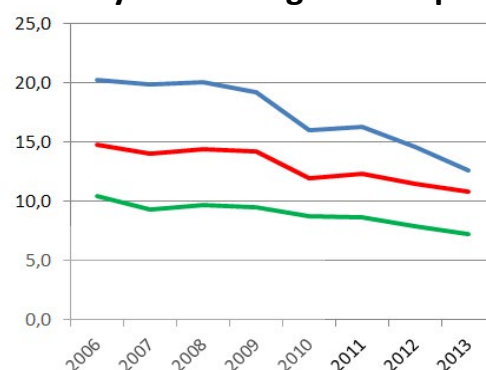


Organ Transplantation

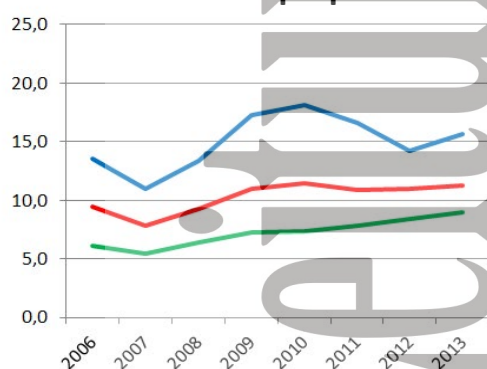
Kidney from deceased donor - pmp



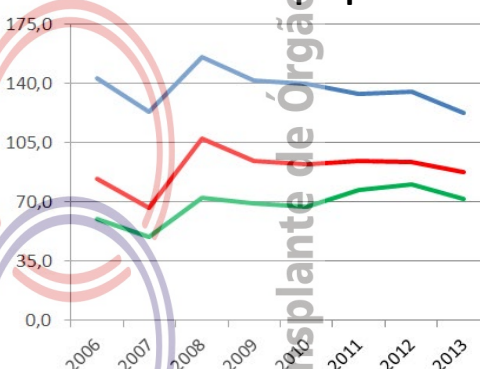
Kidney from living donor - pmp



Liver - pmp



Cornea- pmp



Number of teams that performed transplantations during the year

	2006	2007	2008	2009	2010	2011	2012	2013
Cornea	Unavailable	Unavailable	Unavailable	Unavailable	Unavailable	Unavailable	Unavailable	Unavailable
Kidney	32	35	33	36	41	34	36	33
Liver	20	24	21	20	23	22	22	22
Pancreas	19	16	14	11	12	17	11	12
Heart	8	10	9	13	11	12	11	14
Lung	4	1	2	2	2	2	2	2

Absolute number of transplants

	2006	2007	2008	2009	2010	2011	2012	2013
Cornea	5,295	4,920	6,204	5,655	5,767	5,523	5,570	5,058
Kidney - total	1,250	1,361	1,512	1,801	2,063	2,013	1,956	1,916
<i>living donor</i>	751	791	799	764	659	673	602	520
<i>deceased donor</i>	499	570	713	1,037	1,404	1,340	1,354	1,396
Liver	502	440	534	688	748	685	587	648
Pancreas	112	110	125	124	99	120	77	74
Heart	61	49	72	92	76	69	78	103
Lung	19	16	24	16	30	17	31	37

Number of transplants pmp

	2006	2007	2008	2009	2010	2011	2012	2013
Cornea	143.0	123.5	155.8	142.0	139.8	133.9	135.0	122.6
Kidney - total	33.8	34.2	38.0	45.2	50.0	48.8	47.4	46.5
<i>living donor</i>	20.3	19.9	20.1	19.2	16.0	16.3	14.6	12.6
<i>deceased donor</i>	13.5	14.3	17.9	26.0	34.0	32.5	32.8	33.8
Liver	13.6	11.0	13.4	17.3	18.1	16.6	14.2	15.7
Pancreas	3.0	2.8	3.1	3.1	2.4	2.9	1.9	1.8
Heart	1.6	1.2	1.8	2.3	1.8	1.7	1.9	2.5
Lung	0.5	0.4	0.6	0.4	0.7	0.4	0.8	0.9

SERGIPE

Population	2,068,017 (1.1%)	Estimated annual demand and number of transplants				Cornea	Kidney	Liver	Heart
Capital City: Aracaju	571,149	Estimated demand				186	124	52	12
Area (Km²)	21,910.35	Performed transplants				120	0	0	0
GDP per capita (U\$)	6.598,13								
Number of Mortality per year	2006	2007	2008	2009	2010	2011	2012	2013	
All Causes	9,586	9,726	10,239	10,737	10,942	11,397	Unavailable	Unavailable	
External Causes	1,372	1,339	1,457	1,641	1,781	1,764	Unavailable	Unavailable	
Neurological Causes	129	134	159	193	192	194	Unavailable	Unavailable	
Population (census IBGE)	1,784,475	1,939,426	1,939,426	1,939,426	2,068,017	2,068,017	2,068,017	2,068,017	

Source: <http://cnes.datasus.gov.br> 2013-12-17

HOSPITALS % Brazil

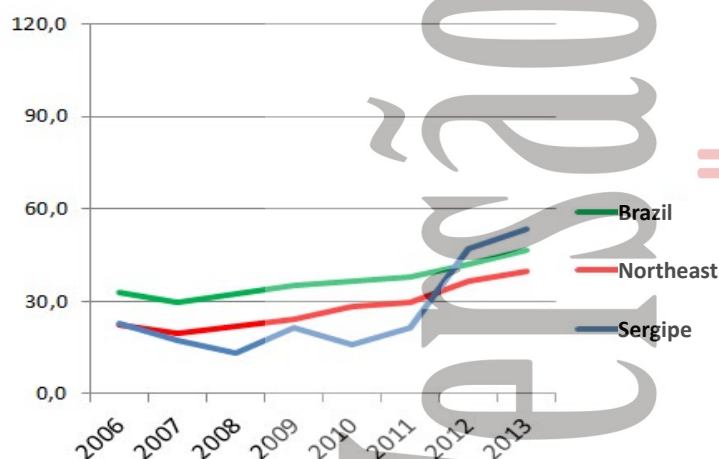
Nº Total	46 (0.7)
State's capital	18
Country side	28
Nº of beds	3,861 (0.8)
Nº of ICU beds	396 (1.0)
Hospitals with over 80 beds	17
Teaching hospitals	0
Medical schools	2 (1.1)
Neurosurgery services	2 (0.5)
Number of CIHDOTTS	7
Number of OPOs	0

CNCDO: Benito Oliveira Fernandez
Phone: (79) 3259-2899 / 3216-2870
E-mail: transplante@saude.se.gov.br

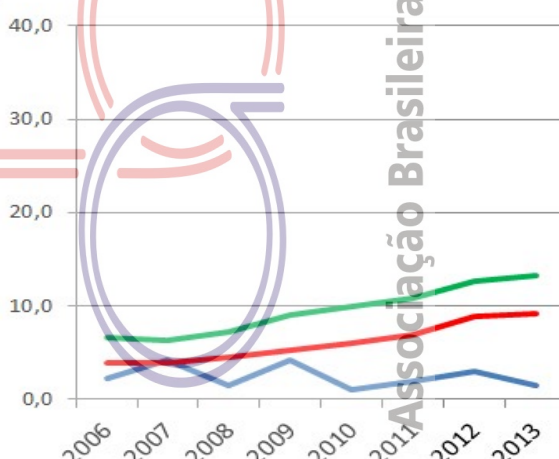
Sergipe increased the number of notifications of potential donors but the number of effective donors has not changed, showing the highest family refusal rate (89%).

ORGAN DONATION

Notified potential donors - pmp



Effective donor - pmp

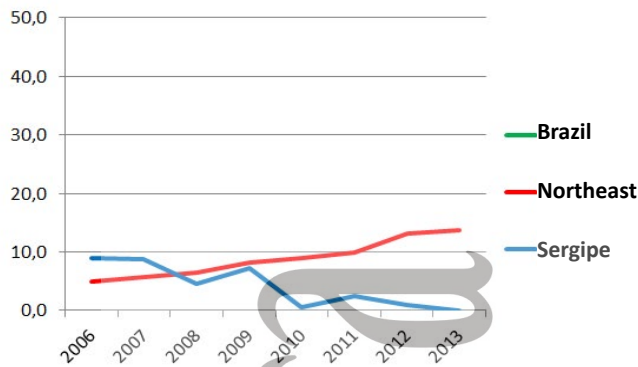


	2006	2007	2008	2009	2010	2011	2012	2013
Number of effective donors	4	8	3	8	2	4	6	3
Number of effective donors (pmp)	2.2	4.1	1.5	4.1	1.0	1.9	2.9	1.5
Potential donors	41	34	26	42	33	44	97	111
Number of potential donors(pmp)	23.0	17.5	13.4	21.7	16.0	21.3	46.9	53.7
Non consenting families	19	16	5	5	10	15	43	49
Percentage of rejection of interviews	Unavailable	Unavailable	Unavailable	Unavailable	Unavailable	Unavailable	77	89
Cardiopulmonary Arrest	Unavailable	Unavailable	7	12	12	9	4	1
Medical Contraindications	18	10	3	17	7	7	14	30
Others	0	0	8		2	9	30	28



Organ Transplantation

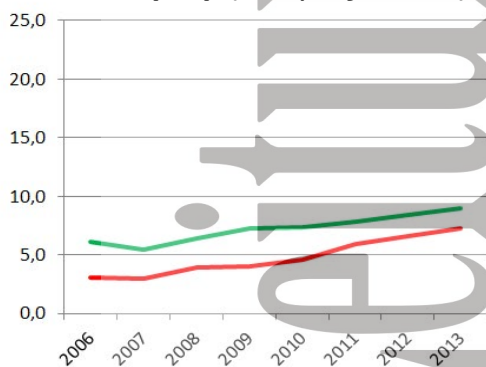
Kidney from deceased donor - pmp



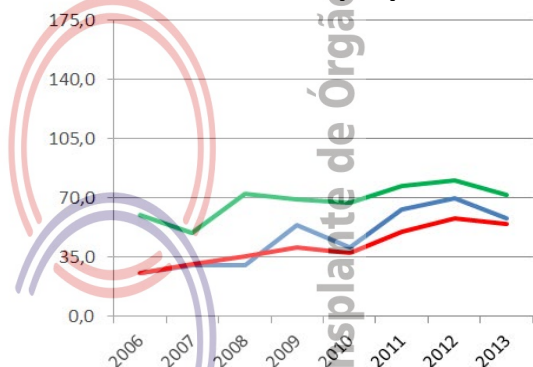
Kidney from living donor - pmp



Liver - pmp (not performed)



Cornea- pmp



Number of teams that performed transplantations during the year

	2006	2007	2008	2009	2010	2011	2012	2013
Cornea	Unavailable	Unavailable	Unavailable	Unavailable	Unavailable	Unavailable	Unavailable	Unavailable
Kidney	4	2	2	2	2	2	1	0
Liver (not performed)								
Pancreas (not performed)								
Heart (not performed)								
Lung (not performed)								

Absolute number of transplants	2006	2007	2008	2009	2010	2011	2012	2013
Cornea	46	58	59	104	84	130	144	120
Kidney - total	25	23	12	18	5	5	2	0
living donor	9	6	3	4	4	0	0	0
deceased donor	16	17	9	14	1	5	2	0
Liver (not performed)								
Pancreas (not performed)								
Heart (not performed)								
Lung (not performed)								

Number of transplants pmp	2006	2007	2008	2009	2010	2011	2012	2013
Cornea	25.8	29.9	30.4	53.6	40.6	62.9	69.6	58.0
Kidney - total	14.0	11.9	6.2	9.3	2.4	2.4	1.0	0.0
living donor	5.0	3.1	1.5	2.1	1.9	0.0	0.0	0.0
deceased donor	9.0	8.8	4.6	7.2	0.5	2.4	1.0	0.0
Liver (not performed)								
Pancreas (not performed)								
Heart (not performed)								
Lung (not performed)								

TOCANTINS

Population	1,383,445 (0.7%)		Estimated annual demand and number of transplants		Cornea	Kidney	Liver	Heart	
Capital City: Palmas	228,332								
Area (Km²)	277,620.91				Estimated demand	125	83	35	8
GDP per capita (U\$)	6.784,84				Performed transplants	0	0	0	0
Number of Mortality per year	2006	2007	2008	2009	2010	2011	2012	2013	
All Causes	5,120	5,604	5,878	6,084	6,479	6,659	Unavailable	Unavailable	
External Causes	833	946	954	1,051	1,185	1,211	Unavailable	Unavailable	
Neurological Causes	73	81	80	93	123	126	Unavailable	Unavailable	
Population (census IBGE)	1,157,098	1,243,627	1,243,627	1,243,627	1,383,445	1,383,445	1,383,445	1,383,445	

Source: <http://cnes.datasus.gov.br> 2013-12-17

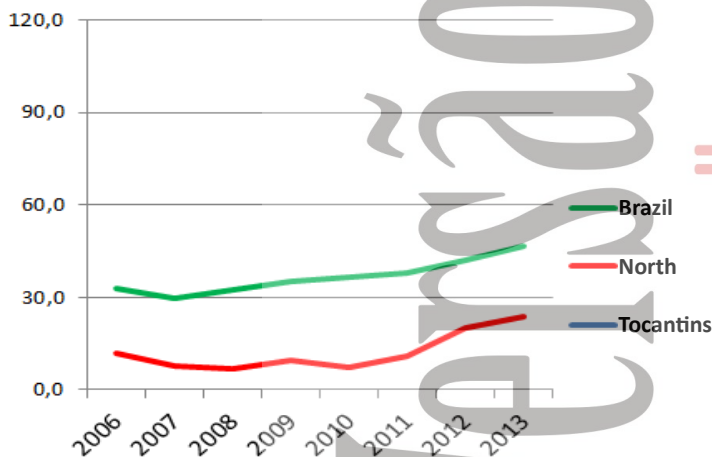
Source: <http://cnes.datasus.gov.br> 2013-12-17

HOSPITALS	% Brazil							
Nº Total	65 (1.0)	não há CNCDO constituída						
State's capital	10							
Country side	55							
Nº of beds	2,831 (0.6)							
Nº of ICU beds	171 (0.5)							
Hospitals with over 80 beds	0							
Teaching hospitals	0							
Medical schools	0 (3.2)							
Neurosurgery services	3 (0.7)							
Number of CIHDOTTS								
Number of OPOs								

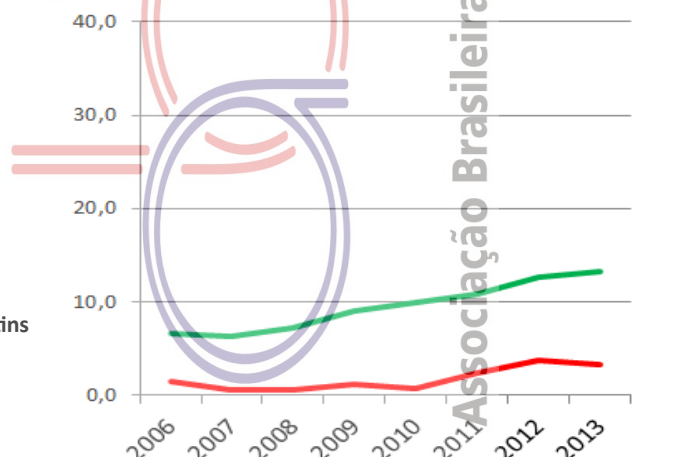
Tocantins, with nearly 1.5 million inhabitants, has so far no organ donation or transplantation programs.

ORGAN DONATION

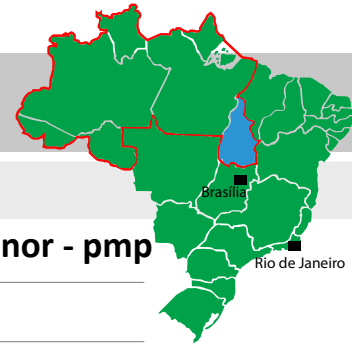
Notified potential donors - pmp



Effective donor - pmp

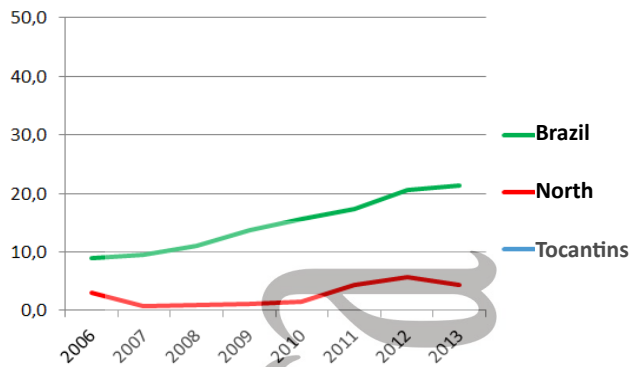


Number of effective donors	2006	2007	2008	2009	2010	2011	2012	2013
Number of effective donors (pmp)								
Potential donors								
Number of potential donors(pmp)								
Non consenting families								
Percentage of rejection of interviews	Unavailable	Unavailable	Unavailable	Unavailable	Unavailable	Unavailable	Unavailable	
Cardiopulmonary Arrest	Unavailable							
Medical Contraindications								
Others								

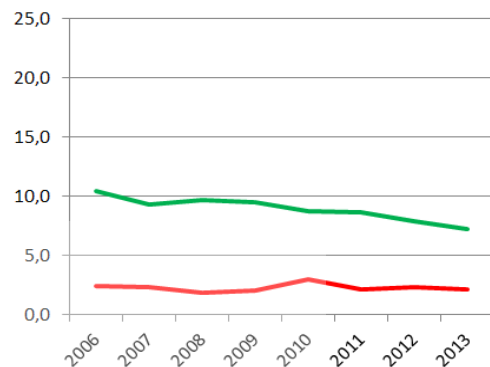


Organ Transplantation

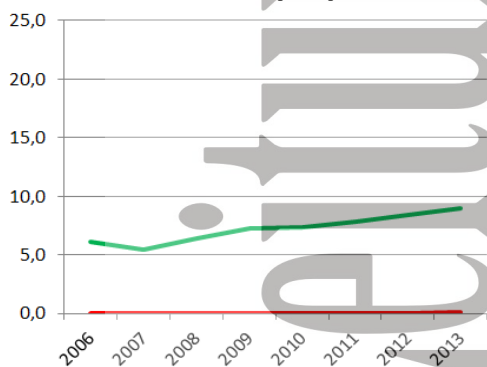
Kidney from deceased donor - pmp



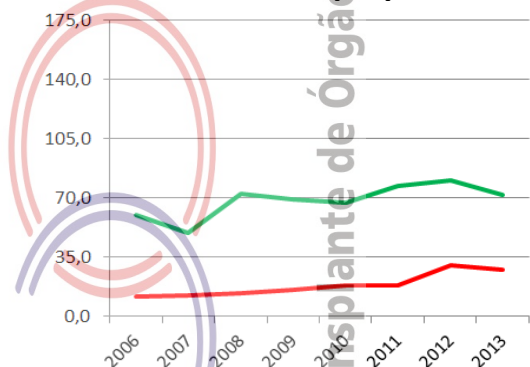
Kidney from living donor - pmp



Liver - pmp



Cornea- pmp



Number of teams that performed transplantations during the year	2006	2007	2008	2009	2010	2011	2012	2013
---	------	------	------	------	------	------	------	------

Cornea (not performed)	Unavailable	Unavailable	Unavailable	Unavailable	Unavailable	Unavailable	Unavailable	Unavailable
Kidney (not performed)								
Liver (not performed)								
Pancreas (not performed)								
Heart (not performed)								
Lung (not performed)								

Absolute number of transplants	2006	2007	2008	2009	2010	2011	2012	2013
--------------------------------	------	------	------	------	------	------	------	------

























Cornea (not performed)								
Kidney (not performed)								
living donor								
deceased donor								
Liver (not performed)								
Pancreas (not performed)								
Heart (not performed)								
Lung (not performed)								

Number of transplants pmp	2006	2007	2008	2009	2010	2011	2012	2013
---------------------------	------	------	------	------	------	------	------	------

Cornea (not performed)								
Kidney (not performed)								
living donor								
deceased donor								
Liver (not performed)								
Pancreas (not performed)								
Heart (not performed)								
Lung (not performed)								

DATA PER TRANSPLANT CENTRE

The number of transplants performed per team, city and state, including: total number of registrations in the system, patients in follow-up, transplants performed in 2013, name of person responsible for the team and record of the results – ABTO

HEART (271 TRANSPLANTS)						
City	Name of the centre	History			Person responsible	2013
		Performed	Follow-up	RBT - Evolution		
Alagoas (0)					AL	
Maceió	Santa Casa de Misericórdia de Maceió	18	13		José Wanderley Neto	0
Ceará (30)					CE	
Fortaleza	Hospital de Messejana	287	148		João David S Neto. Juan Alberto C Mejia	30
Distrito Federal (29)					DF	
Brazilia	Instituto de Cardiologia do DF	71	71		Fernando Antibas Atik	29
Espírito Santo (3)					ES	
Cariacica	Hospital Meridional	27	27		Melchior Luiz Lima	3
Goiás (0)					GO	
Goiânia	Hospital Santa Genoveva	18	7		Wilson Luiz da Silveira	0
Minas Gerais (27)					MG	
Belo Horizonte	Hospital Clínicas UFMG	150	152		Maria Consolação Vieira Moreira	26
Belo Horizonte	Hospital Felício Rocho	37	27		Marconi de Oliveira Ruas	1
Mato Grosso do Sul (3)					MS	
Campo Grande	Soc Benef,Campo Grande - Santa Casa	13	NI		João Jaskbik Neto	3
Pernambuco (27)					PE	
Recife	IMIP - Instituto de Medicina Integral Prof, Fernando Figueira	36	33		Carlos Roberto Ribeiro de Moraes	21
Recife	Instituto do Heart de Pernambuco	135	51		Carlos Moraes. Fernando Moraes. Deuzeny Tenório Marques de Sá	6
Paraná (23)					PR	
Campina Grande do South	Hospital Mat, Angelina Caron	73	23		Ricardo Alexandre Schneider	7
Curitiba	Hospital Pequeno Príncipe	14	9		Fábio S Sallum. Rita de Cássia R Silva	1
Curitiba	Santa Casa de Misericórdia de Curitiba	157	87		Francisco Diniz Affonso da Costa	9
Londrina	Santa Casa de Londrina	38	11		Arnaldo Akio Okino	2
Pato Branco	Policlínica Pato Branco	15	4		Paulo Roberto Giublin	4
Rio de Janeiro (10)					RJ	
Rio de Janeiro	Hospital Pró-cardíaco	3	NI		Alexandre Siciliano Colafranceschi	2
Rio de Janeiro	Inst Nac de Cardiologia das Laranjeiras	42	23		Alexandre Siciliano Colafranceschi	8
Rio Grande do Norte (0)					RN	
Natal	Hospital do Heart de Natal	7	NI		Marcelo Matos Cascudo	0
Rio Grande do Sul (12)					RS	
Porto Alegre	Fundação Universitária de Cardiologia	197	50		Ivo Abrahão Nesralla	5
Porto Alegre	Hospital Clínicas Porto Alegre	25	8		Nadine Clausell	5
Porto Alegre	Santa Casa de Misericórdia	51	7		Fernando Antônio Lucchese	2
Santa Catarina (4)					SC	
Blumenau	Hospital Santa Isabel	23	10		Frederico Jose Di Giovanni	4
São Paulo (103)					SP	
Campinas	UNICAMP - Univ, Estadual de Campinas	58	58		Orlando Petrucci Jr	11
Piracicaba	Hosp dos Fornecedoros de Cana	5	5		Marcus Vinicius Ferraz de Arruda	3
São José do Rio Preto	FAMERP-FUNFARME-Hosp,Base	86	45		Marcelo J F Soares. Daniel F Villafanha	1
São Jose do Rio Preto	FAMERP-FUNFARME-Hosp,Base	1	NI		Ulisses A, Croti	1
São Paulo	Hospital Beneficência Portuguesa	150	132		José Pedro da Silva	6
São Paulo	Hospital Beneficência Portuguesa	2	1		Noedir Antonio Groppo Stolf	2
São Paulo	Hospital do Heart -Assoc,Sanat,Sírio	5	7		Ênio Buffolo	0
São Paulo	Hospital do Heart -Assoc,Sanat,Sírio	18	1		Jarbas Jakson Dinkhuysen	1
São Paulo	Hospital do Heart -Assoc,Sanat,Sírio	1	1		Marcelo B Jatene	1
São Paulo	Hospital Israelita Albert Einstein	23	14		Ênio Buffolo	0
São Paulo	Hospital Israelita Albert Einstein	29	22		Fabio Biscegli Jatene	3
São Paulo	Hospital Israelita Albert Einstein	3	2		Fernando Bacal	3
São Paulo	Hospital Santa Catarina	1			João Nelson Rodrigues Branco	0
São Paulo	Hospital Sírio-Libanês	4	4		Fabio Biscegli Jatene	3
São Paulo	INCOR - Instituto do Heart	358	500		Fabio Biscegli Jatene	31
São Paulo	INCOR - Instituto do Heart	136	75		Marcelo Jatene	18
São Paulo	Instituto Dante Pazzanese Cardiologia	310	318		Paulo Chaccur	19
São Paulo	UNIFESP - Hospital São Paulo/HKidney	121	0		Ênio Buffolo	0
Sorocaba	Hospital Unimed Sorocaba	18	10		João Augusto Ferraz Sampaio	0

NI- Number of patients in follow-up was not informed


















2013 – Transplants performed by the transplantation centre between 01/01/2013 and 31/12/2013.

Follow up – Patients with functional grafts, in follow-up at the transplantation centre



Teams which informed 100% of the results of survival rates

The number of transplants performed per team, city and state, including: total number of registrations in the system, patients in follow-up, transplants performed in 2013 (living donor / deceased), name of person responsible for the team and record of the results – ABTO

Liver (1,723 TRANSPLANTS)								
City	Name of the centre	History			Person responsible	Perfomed 2013		
		Performed	Follow-up	RBT - Evolution		Living	Deceased	Total
Bahia (64)					BA			
Salvador	Hospital São Rafael	92	15		Jorge Luiz Andrade Bastos	0	31	31
Salvador	Real Soc, Portuguesa Beneficência	266	195		Jorge Luiz Andrade Bastos	0	33	33
Ceará (194)					CE			
Fortaleza	Hospital Geral de Fortaleza	144	100		Ivelise Regina Canito Brazil	0	54	54
Fortaleza	Hospital São Carlos	20	11		José Huygens Related Garcia	0	10	10
Fortaleza	Hospital Univ. Walter Cantídio UFC	883	665		José Huygens Related Garcia	0	130	130
Distrito Federal(53)					ES			
Brasília	Hospital Brasília	10	8		Renato Ayroza Cury	0	5	5
Brazilia	Instituto de Cardiologia do DF	82	82		Marcelo Perosa de Miranda	0	48	48
Espírito Santo (24)					ES			
Cariacica	Hospital Meridional	185	181		Gustavo Peixoto Soares Miguel	0	24	24
Serra	Vitoria Apart Hospital	9	10		Vinicius Gomes da Silveira	0	0	0
Minas Gerais (75)					MG			
Belo Horizonte	Hospital Clínicas UFMG	835			Aginaldo Soares Lima	0	36	36
Belo Horizonte	Hospital Felício Rocho	91	23		Silvério Leonardo Macedo Garcia	0	18	18
Belo Horizonte	Hospital Lifecenter	9	7		Aginaldo Soares Lima	0	4	4
Belo Horizonte	Hospital Mater Dei	27	13		Marcus E.V. Martins Costa	0	0	0
Montes Claros	Irmandade N.Sra.Mercês	42	53		Luiz Fernando Veloso	0	17	17
Pará (1)					PA			
Belem	Hospital Porto Dias	1	1		Paulo Cardoso Soares	0	1	1
Paraíba (0)					PB			
João Pessoa	Hospital Unimed - Joao Pessoa	54			Cassio Virgilio C. de Oliveira	0	0	0
Pernambuco (127)					PE			
Recife	Hospital Jaime da Fonte	613	202		Cláudio Moura Lacerda	0	101	101
Recife	Hospital Univ. Osvaldo Cruz	174	77		Cláudio Moura Lacerda	0	1	1
Recife	IMIP - Instituto de Medicina Integral Prof. Fernando Figueira	68	66		Fábio Mesquita Moura	0	25	25
Paraná (118)					PR			
Campina Grande do South	Hospital Mat. Angelina Caron	120	47		João Eduardo Nicoluzzi	5	36	41
Curitiba	Hosp Clínicas Univ Federal Paraná	466	514		Julio Cezar Uili Coelho	0	9	9
Curitiba	Hospital N. Sra. das Graças	69	47		Julio Cezar Uili Coelho. Eduardo J B Ramos	0	23	23
Curitiba	Hospital Pequeno Príncipe	271	211		Julio Cesar Wiederkehr	4	5	9
Curitiba	Hospital São Vicente de Curitiba	70	33		Marcial Carlos Ribeiro	0	36	36
Curitiba	Santa Casa de Misericórdia	9			João Eduardo Nicoluzzi	0	0	0
Rio de Janeiro (162)					RJ			
Itaperuna	Hospital São José do Avaí	29			Renan Catharina Tinoco	0	1	1
Rio de Janeiro	Centro Estadual de Transplantes	76	290		Lucio Pacheco	4	72	76
Rio de Janeiro	Gavea Transplantes/ Clínica São Vicente	41	1		Silvio Martins	0	0	0
Rio de Janeiro	Hospital Adventista Silvestre	137	85		Eduardo Fernandes	10	42	52
Rio de Janeiro	Hospital da Criança	17	12		Lucio Pacheco	12	5	17
Rio de Janeiro	Hospital Geral de Bonsucesso	498	383		Lucio Pacheco	0	1	1
Rio de Janeiro	Hospital Quinta D'or	21	10		Lucio Pacheco	1	3	4
Rio de Janeiro	Hospital Servidores do Estado	5	6			0	0	0
Rio de Janeiro	Hospital Univ. Clementino Fraga Filho	436	300		Rodrigo Martinez	0	11	11

NI- Number of patients in follow-up was not informed

2013 – Transplants performed by the transplantation centre between 01/01/2013 and 31/12/2013.

Follow up – Patients with functional grafts, in follow-up at the transplantation centre



– Teams which informed 100% of the results of survival rates

The number of transplants performed per team, city and state, including: total number of registrations in the system, patients in follow-up, transplants performed in 2013 (living donor / deceased), name of person responsible for the team and record of the results – ABTO

Liver continuação								
City	Name of the centre	History			Person responsible	Perfomed 2013		
		Performed	Follow-up	RBT - Evolution		Living	Deceased	Total
Rio Grande do Norte(3)					RN			
Natal	Hospital do Heart de Natal	3			Alexandre Borges de Medeiros	0	3	3
Rio Grande do Sul (137)					RS			
Caxias do South	Hospital Geral de Caxias do South	3	0		Rafael Omar Pratavieira Giovanardi	0	0	0
Passo Fundo	Hospital São Vicente de Paulo	210	98		Paulo Roberto Reichert	0	14	14
Porto Alegre	Hospital Clínicas Porto Alegre	250	86		Cleber Dario Pinto Kruel	0	41	41
Porto Alegre	Hospital Clínicas Porto Alegre	158	72		Sandra Maria Gonçalves Vieira	2	5	7
Porto Alegre	Santa Casa de Misericordia	21			Cristina Targa Ferreira	0	1	1
Porto Alegre	Santa Casa de Misericordia	1020	572		Guido P. C. Cantisani	0	63	63
Porto Alegre	Santa Casa de Misericordia	65	43		Paulo Roberto Ott Fontes	0	11	11
Santa Catarina (117)					SC			
Blumenau	Hospital Santa Isabel	756	359		Marcelo Augusto Scheidemantel Nogara	0	100	100
Florianópolis	Hospital Universitário	27	20		Mauro Rafael da Igreja	0	13	13
Joinville	Hospital Municipal São José	11	11		Christian Evangelista Garcia	0	4	4
São Paulo (648)					SP			
Botucatu	Hospital Clínicas Fac. Medicina de Botucatu	13	6		Juan Carlos Llanos	0	0	0
Campinas	UNICAMP - Univ. Estadual	638	244		Ilka de Fatima Santana Ferreira Boin	0	52	52
Ribeirão Preto	Hospital das Clínicas da FMRP-USP	247	120		Orlando de Castro E Silva Jr.	0	29	29
São José do Rio Preto	FAMERP-FUNFARME-Hosp.Base	406	179		Renato Ferreira da Silva	0	42	42
São José dos Campos	Santa Casa Irmandade	96	95		Jorge Marcelo Padilla Mancero	0	27	27
São Paulo	Hospital Alemão Oswaldo Cruz	98	8		Ben-Hur Ferraz Neto	1	1	2
São Paulo	Hospital Alemão Oswaldo Cruz	32	9		Luiz Augusto Carneiro D' Albuquerque	0	3	3
São Paulo	Hospital Alemão Oswaldo Cruz	67	56		Mauricio Fernando Almeida Barros	0	1	1
São Paulo	Hospital Alemão Oswaldo Cruz	29	1		Sergio Mies	0	0	0
São Paulo	Hospital Alemão Oswaldo Cruz	33	28		Tercio Genzini	0	2	2
São Paulo	Hospital Beneficência Portuguesa	82	73		Ben-Hur Ferraz Neto	0	78	78
São Paulo	Hospital Beneficência Portuguesa	256			Luiz Augusto Carneiro D Albuquerque	0	0	0
São Paulo	Hospital Beneficência Portuguesa	318	267		Marcelo Perosa de Miranda. Tercio Genzini	0	0	0
São Paulo	Hospital Clínicas FMUSP	1246	602		Luiz Augusto Carneiro D'Albuquerque	3	73	76
São Paulo	Hosp Transp Euryclides Jesus Zerbini	41	29		Adriano Miziara Gonzalez	0	10	10
São Paulo	Hosp Transp Euryclides Jesus Zerbini	129	115		Carlos Eduardo Sandoli Baia	0	20	20
São Paulo	Hospital do Câncer - A C Camargo	567	321		Eduardo Antunes da Fonseca	30	12	42
São Paulo	Hospital Israelita Albert Einstein	994	813		Marcio D Almeida. Marcelo Bruno Rezende	0	102	102
São Paulo	Hospital Nove de Julho	15	4		Luiz Augusto Carneiro D'Albuquerque	0	4	4
São Paulo	Hospital Samaritano - São Paulo	1	1		Andre Ibrahim David	0	1	1
São Paulo	Hospital Sírio-Libanês	5			Luiz Augusto Carneiro D'Albuquerque	0	1	1
São Paulo	Hospital Sírio-Libanês	319	169		Paulo Chap Chap	37	1	38
São Paulo	Inst. da Criança Pedro de Alcântara	557	217		Uenis Tannuri. Helena Thie Miyatani	22	12	34
SÃO PAULO	Inst. Dante Pazzanese Cardiologia	105			Sergio Mies	0	0	0
São Paulo	Santa Casa de Misericordia	237	62		Paulo Celso Bosco Massarollo	0	15	15
São Paulo	Sociedade Assistencial Bandeirantes	274	126		Tercio Genzini	5	36	41
São Paulo	UNIFESP - Hospital São Paulo/ HKidnev	278	180		Adriano Miziara Gonzalez	0	28	28

NI- Number of patients in follow-up was not informed


















2013 – Transplants performed by the transplantation centre between 01/01/2013 and 31/12/2013.

Follow up – Patients with functional grafts, in follow-up at the transplantation centre



Teams which informed 100% of the results of survival rates

The number of transplants performed per team, city and state, including: total number of registrations in the system, patients in follow-up, transplants performed in 2013 (living donor / deceased), name of person responsible for the team and record of the results – ABTO

Pancreas - (142 TRANSPLANTS)									
City	Name of the centre	History			Person responsible	Performed 2013			
		Performed	Follow-up	RBT-Evo- lution		Panc reas /Kidney	Panc reas after kidney	Panc reas only	Total
Ceará (10)					CE				
Fortaleza	Hospital Geral de Fortaleza	34	20		Ronaldo de Matos Esmeraldo	9	0	0	9
Fortaleza	Hospital Univ. Walter Cantídio UFC	5	5		Gleydson Cesar de Oliveira Borges	1	0	0	1
Goiás (2)					GO				
Goiânia	Hospital Santa Genoveva	10	7		Braulio Ludovico Martins	2	0	0	2
Minas Gerais (18)					MG				
Belo Horizonte	Hospital Clínicas UFMG	37	30		Marcelo Dias Sanches. Agnaldo Soares Lima	5	0	0	5
Belo Horizonte	Hospital Felício Rocho	230	231		Ricardo de Castro Gontijo	11	0	1	12
Belo Horizonte	Santa Casa de Misericórdia de Belo Horizonte	3			Janice Sepúlveda Reis	1	0	0	1
Pernambuco (3)					PE				
Recife	IMIP - Instituto de Medicina Inte- gral Prof. Fernando Figueira	6	6		Ruy de Lima Cavalcanti Neto	3	0	0	3
Paraná (23)					PR				
Campina Grande do South	Hospital Mat. Angelina Caron	162	50		João Eduardo Nicoluzzi	21	0	2	23
Curitiba	Santa Casa de Misericórdia	16			João Eduardo Nicoluzzi	0	0	0	0
Rio Grande do Sul (0)					RS				
Porto Alegre	Hospital Clínicas Porto Alegre	29	20		Roberto Ceratti Manfro	0	0	0	0
Porto Alegre	Hospital São Lucas da PUC - Porto Alegre	54	53		Marcelo Junges Hartmann	0	0	0	0
Porto Alegre	Santa Casa de Misericordia de Porto Alegre	100			Valter Duro Garcia	0	0	0	0
Santa Catarina (12)					SC				
Blumenau	Hospital Santa Isabel	45	52		Luis Claudio Francalacci	12	0	0	12
São Paulo (74)					SP				
Botucatu	Hospital Clínicas Fac. Medicina	11	4		Leonardo Pelafsky	0	0	0	0
Ribeirão Preto	Hospital Clínicas da FMRP-USP	7	5		José Sebastião Dos Santos	1	0	0	1
São José do Rio Preto	FAMERP-FUNFARME-Hosp.Base	20	12		Paulo Cesar Arroyo Jr.	3	0	0	3
São Paulo	Hospital Alemão Oswaldo Cruz	17	4		Emil Sabbaga	0	0	0	0
São Paulo	Hospital Alemão Oswaldo Cruz	8	4		Irene de Lourdes Noronha	1	0	0	1
sao paulo	Hospital Alemão Oswaldo Cruz	3	2		Joao Carlos Campagnari	1	0	0	1
São Paulo	Hospital Alemão Oswaldo Cruz	5	3		Luiz Estevam Ianhez	0	0	0	0
São Paulo	Hospital Alemão Oswaldo Cruz	39	51		Marcelo Perosa de Miranda	1	0	0	1
São Paulo	Hospital Beneficência Portuguesa	52	34		Irene de Lourdes Noronha	2	0	0	2
São Paulo	Hospital Beneficência Portuguesa	291	149		Marcelo P Miranda. Tercio Genzini	0	3	0	3
São Paulo	Hospital Clínicas FMUSP	17	12		Luiz Augusto Carneiro D'Albuquerque	0	1	0	1
São Paulo	Hospital Clínicas FMUSP	95	64		William Carlos Nahas	6	0	0	6
São Paulo	Hospital de Transplantes Eury- clides de Jesus Zerbini	1			Jose Medina Pestana	0	0	0	0
São Paulo	Hospital Israelita Albert Einstein	161	6		Alvaro Pacheco E Silva Filho	2	0	0	2
São Paulo	Santa Casa de Misericordia	8	2		Alcides Augusto Salzedas Netto	0	0	0	0
São Paulo	Soc Assistencial Bandeirantes	72	13		Marcelo Perosa de Miranda	9	9	6	24
São Paulo	UNIFESP - Hospital São Paulo/ HKidney	469	251		Jose Medina Pestana	29	0	0	29

NI- Number of patients in follow-up was not informed




















2013 – Transplants performed by the transplantation centre between 01/01/2013 and 31/12/2013.

Follow up – Patients with functional grafts, in follow-up at the transplantation centre



Teams which informed 100% of the results of survival rates

The number of transplants performed per team, city and state, including: total number of registrations in the system, patients in follow-up, transplants performed in 2013 (living donor / deceased), name of person responsible for the team and record of the results – ABTO

Kidney - (5,433 TRANSPLANTES)								
City	Name of the centre	History			Person responsible	Perfomed 2013		
		Performed	Follow-up	RBT - Evolution		Living	Deceased	Total
Acre (8)					AC			
Rio Branco	FUNDAÇÃO HOSPITALAR DO ACRE	52	58		Luciene Pereira de Oliveira	4	4	8
Alagoas (22)					AL			
Arapiraca	Centro Hospitalar Manoel André - CHAMA	186	90		Maria do Carmo Teixeira	12	7	19
Maceió	Fundação Hospital da Agro-Indústria do Açúcar e do Alcool de Alagoas	64	50		Fernando Melro Ressurreição	0	0	0
Maceió	Hospital Memorial Arthur Ramos	1			Fernando Melro Resurreição	0	1	1
Maceió	Santa Casa de Misericórdia de Maceió	65	30		José D F Vaz. Arnon F Campos	1	1	2
Amazonas (41)					AM			
Manaus	Hospital Santa Júlia	402	365		Edson Sarkis Goncalves	17	24	41
Bahia (118)					BA			
Itabuna	Santa Casa de Misericórdia de Itabuna	83			Neide Vinhático Pontes	5	49	54
Salvador	Complexo Hospitalar Ana Neri-UFBA	165	220		Ricardo José Costa Mattoso	5	30	35
Salvador	Hospital São Rafael	218	216		Paulo Benigno P. Batista	13	7	20
Salvador	Real Soc. Espanhola de Beneficência	371			Ricardo José Costa Mattoso	5	4	9
Salvador	Real Soc. Portuguesa de Beneficência	274	200		Ivo Coelho Silva	0	0	0
Ceará (262)					CE			
Crato	Casa de Saude Joaquim Bezerra de Farias	188	212		Rodrigo Alves Oliveira	3	9	12
Fortaleza	Hospital Geral de Fortaleza	1596	1400		Ronaldo de Matos Esmeraldo	9	129	138
Fortaleza	Hospital Univ. Walter Cantídio UFC	1150	1091		Claudia M C Oliveira. Paula F C B C Fernandes	2	110	112
Fortaleza	Unimed de Fortaleza	5			Ronaldo Esmeraldo Matos	0	0	0
Distrito Federal (128)					DF			
Brasília	Hospital de Base do Distrito Federal	826	650		Maria Cristina S. de Gusmao Lobo	6	63	69
Brazilia	Hospital Regional Asa North HRAN	25			Sérgio Cavechia	0	0	0
Brasília	Hospital Santa Lúcia - Brasília	36	4		Evandro Reis da Silva	2	0	2
Brazilia	Hospital Univ. Brasília	168	152		Giuseppe C Gatto. Romulo M Filho	4	38	42
Brasília	Instituto de Cardiologia do DF	15	15		Renata Miguel Quirino	2	13	15
Espírito Santo (100)					ES			
Cachoeiro do Itapemi	Kidney Hospital Evangélico Cach. Itapemi	25			Sérgio Damião S. Moraes	0	0	0
Cariacica	Hospital Meridional	467	944		Lauro Vasconcellos	6	31	37
Serra	Vitoria Apart Hospital	32	32		Paulo Anecio Paste	0	0	0
Vila Velha	Hospital Evangélico de Vila Velha	441	590		Hiram Ferreira de Abreu	21	40	61
Vitória	Hospital Univ. Cassiano Antonio de Moraes	200	192		Lauro Vasconcellos. Gustavo Lucio G Souza	0	2	2
Goiás (71)					GO			
Goiânia	Hospital Geral de Goiânia	8	4		Ramon Ramos Filho	0	1	1
Goiania	Hospital Santa Genoveva	252	494		Bráulio Ludovico Martins	24	10	34
Goiania	Santa Casa de Misericórdia de Goiânia	35	24		Ramon Ramos Filho	10	5	15
Goiânia	Santa Casa de Misericórdia de Goiânia	737	233		Sílvia Marçal Botelho	0	21	21
Maranhão (30)					MA			
São Luis	Hospital Univ. da UFMA	412	300		Teresa Cristina Alves Ferreira	12	18	30
Minas Gerais (534)					MG			
Belo Horizonte	Assoc Evangélica Benef de Minas Gerais	231	134		Arlson de Sousa Carvalho Junior	17	16	33
Belo Horizonte	Fund Benjamin Guimarães-Hospital Baleia	66	65		Cristiane Nahas Camargos	1	10	11
Belo Horizonte	Hospital Clínicas UFMG	642	854		Fernando Lucas Junior	10	12	22
Belo Horizonte	Hospital Felício Rocho	1288			Sandra Simone Vilaça	45	73	118
Belo Horizonte	Hospital Mater Dei	33	29		Euler Pace Lasmar. Marcus E.V. M Costa	10	0	10
Belo Horizonte	Hospital Universitário São Jose	341	502		Euler Pace Lasmar. Marcus Faria Lasmar	32	31	63
Belo Horizonte	Hospital Vera Cruz	176	541		Eduardo Roberto da Silveira	0	0	0
Belo Horizonte	Santa Casa de Misericórdia	374	347		Pedro Augusto Macedo de Souza	14	33	47
Divinópolis	Hospital São João de Deus	147	106		Vania Cristina Ferreira	1	6	7
Ipatinga	Hospital Márcio Cunha	306	187		Carlos Alberto Chalabi Calazans	10	7	17

NI- Number of patients in follow-up was not informed








2013 – Transplants performed by the transplantation centre between 01/01/2013 and 31/12/2013.

Follow up – Patients with functional grafts, in follow-up at the transplantation centre



Teams which informed 100% of the results of survival rates

The number of transplants performed per team, city and state, including: total number of registrations in the system, patients in follow-up, transplants performed in 2013 (living donor / deceased), name of person responsible for the team and record of the results – ABTO

Kidney - continuation								
City	Name of the centre	History			Person responsible	Perfomed 2013		
		Performed	Follow-up	RBT - Evolution		Living	Deceased	Total
Juiz de Fora	Hospital Dr. João Felício	176	177		Adriano Morone Braga	0	0	0
Juiz de Fora	Santa Casa de Misericórdia de Juiz de Fora	416	120		Sebastião Ferreira	27	54	81
Montes Claros	Irmandade N.Sra.Mercês de Montes Claros	496	508		Jose Carlos Barbosa	4	43	47
Nova Lima	Biocor - Hosp. Doenças Cardiovasculares	134	224		Hélcio Antonio Tavares Filho	3	0	3
Pouso Alegre	Hospital Clínicas Samuel Libanio	115	113		Yara Garcia Lorena	5	17	22
Uberaba	Hosp Clínicas Fac. Med.Triângulo Mineiro	167	66		Vilmar Paiva Marques	0	3	3
Uberlândia	Hospital de Clínicas de Uberlândia - FAEPU	288			Eduardo Henrique M. Braga	1	31	32
Uberlândia	Hospital Santa Catarina - Uberlândia	209	151		Marcus Vinicius P. Netto	5	13	18
Mato Grosso do Sul (45)					MS			
Campo Grande	Sociedade Beneficente- Santa Casa	599			Jose Carlos Martins Costa	17	23	40
Campo Grande	Sociedade Beneficente- Santa Casa	65	45		Mirian Sandri de Oliveira Trentin	3	2	5
Pará (53)					PA			
Belém	Hospital Ofir Loyola	458			Jose Ricardo Tuma da Ponte	1	38	39
Belém	Hospital Saúde da Mulher	3			Sílvia Regina da Cruz Migone	0	3	3
Redenção	Hospital Regional Público do Araguaia	15	15		Juliano Sacramento Mundim	11	0	11
Paraíba (53)					PB			
Campina Grande	Hospital Antonio Targino	175	180		Rafael Fábio Maciel. Ana Valeria Lustosa Benicio Moraes	25	28	53
João Pessoa	Hospital São Vicente de Paulo	26			Washington Ciro da Silva	0	0	0
João Pessoa	Hospital Unimed - Joao Pessoa	11	11		Cristianne da Silva Alexandre	0	0	0
Pernambuco (281)					PE			
Caruaru	Casa de Saude Santa Efigenia	306	259		Jose Abilio Alves de Oliveira Neto	0	36	36
Recife	Hospital Clínicas UF Pernambuco	89			Alexandre de Souza Guedes	2	0	2
Recife	Hospital Esperança	29	6		Francisco Leandro Araujo Junior	0	0	0
Recife	Hospital Memorial São José	10			Mario Henrique de Oliveira Junior	0	0	0
Recife	IMIP - Instituto de Medicina Integral Prof. Fernando Figueira	706	668		Luis Gonzaga de Negreiros Filho	13	150	163
Recife	Real Hosp. Português Benef. Pernambuco	700	19		William P. Stamford	1	79	80
Piauí (41)					PI			
Teresina	Casa de Saúde Mat.Teresina - Casamater	364	108		Avelar Alves da Silva	10	20	30
Teresina	Hospital Getúlio Vargas	43	62		Celina Teresa C Branco Couto de Sousa	1	9	10
Teresina	Hospital Santa Maria - Teresina	157			Luis Carlos Feitosa Tajra	0	1	1
Paraná (450)					PR			
Campina Grande do South	Hospital Mat. Angelina Caron	150	42		Carlos Gustavo Marmanillo	14	25	39
Campina Grande do South	Hospital Mat. Angelina Caron	100	84		Fabiola Pedron Peres da Costa. João Eduardo Nicoluzzi	26	20	46
Cascavel	Hospital N. Sra. Salete	158	169		Hi Kyung Ann	2	22	24
Curitiba	Hospital da Cruz Vermelha Brasileira	275	170		Ronaldo Moreno de Carvalho	21	3	24
Curitiba	Hospital Pequeno Príncipe	279	98		Antonio E Silveira. Mariana F M Cunha	4	14	18
Curitiba	Hospital São Vicente de Curitiba	98	80		Luciana Soares Percegon	9	11	20
Curitiba	Hospital Univ. Cajuru	303	303		Alexandre Tortoza Bignelli	19	34	53
Curitiba	Hospital Universitário Evangélico	1158	750		Fabiana L C Contieri. Alexandre T Bignelli	26	41	67
Curitiba	Santa Casa de Misericórdia de Curitiba	549	396		Sérgio G Marks. Fabiola P P Costa	11	4	15
Londrina	Hospital Evangélico de Londrina	253	800			9	6	15
Londrina	Santa Casa de Londrina	171	87		Getúlio M. Amaral	3	6	9
Maringa	Associacao Beneficente Bom Samaritano	75	71		Adaelson A. Silva	4	17	21
Maringá	Santa Casa de Misericordia de Maringá	158	104		Sérgio Seiji Yamada	14	24	38
Pato Branco	Policlínica Pato Branco	538	282		Magnus Engel. Jorge Ramos. Daniel Emygdio Nascimento	12	50	62
Umuarama	Assoc. Benef. de Saude do Noroeste do Paraná - NOROSPAR	98	124		Sandra Mara Oliver Martins Aguilar. Henrique Gorla Neto	0	0	0

NI- Number of patients in follow-up was not informed



2013 – Transplants performed by the transplantation centre between 01/01/2013 and 31/12/2013.

Follow up – Patients with functional grafts, in follow-up at the transplantation centre



Teams which informed 100% of the results of survival rates

The number of transplants performed per team, city and state, including: total number of registrations in the system, patients in follow-up, transplants performed in 2013 (living donor / deceased), name of person responsible for the team and record of the results – ABTO

Kidney - continuation								
City	Name of the centre	History			Person responsible	Perfomed 2013		
		Performed	Follow-up	RBT - Evolution		Living	Deceased	Total
Rio de Janeiro (416)					RJ			
Campos de Goytacazes	Hosp. Dr.Beda - Instituto Med.Nuclear de Campos	80	57		João Carlos Borromeu Piraciaba	0	0	0
Campos de Goytacazes	Hospital Escola Álvaro Alvim	45	36		Luiz Eduardo Castro de Oliveira	0	0	0
Itaperuna	Hospital São José do Avaí	22			Victor Maurílio Pinto Bastos	0	0	0
Niterói	Hospital de Clínicas Niterói	107	107		Alan Castro Azevedo E Silva	12	6	18
Niterói	Hospital de Clínicas Niterói	20	15		Paulo Alexandre Menezes	2	0	2
Niterói	Hospital de Clínicas Niterói	54			Renato Torres Gonçalves	5	2	7
Niterói	Hospital Univ. Antonio Pedro	206	162		Jocemir R. Lugon	0	27	27
Rio de Janeiro	Centro Estadual de Transplantes	141	222		Deise R.B.Monteiro Carvalho	35	106	141
Rio de Janeiro	Gavea Transplantes/ Clínica São Vicente	4				0	0	0
Rio de Janeiro	Hospital Adventista Silvestre	115	104		Pedro Tulio Rocha	62	2	64
Rio de Janeiro	Hospital da Criança no Rio de Janeiro	1			Deise R.B.Monteiro Carvalho	0	1	1
Rio de Janeiro	Hospital Geral de Bonsucesso	1725	2079		Alvaro Modesto Borela	6	87	93
Rio de Janeiro	Hospital Quinta D'or	10	10		Elizabeth Maccariello	1	0	1
Rio de Janeiro	Hospital São Vicente de Paulo	141	113		Deise R.B.Monteiro Carvalho	2	0	2
Rio de Janeiro	Hospital Servidores do Est. Rio de Janeiro	66	686		Aderbal de Sousa Cypriano Neves	0	0	0
Rio de Janeiro	Hospital Univ. Clementino Fraga Filho	957			Renato Torres Gonçalves	0	19	19
Rio de Janeiro	Hospital Univ. Pedro Ernesto	737	613		Jose Cavaliere Sampaio	7	34	41
Rio Grande do Norte (50)					RN			
Natal	Hospital do Heart de Natal	64	47		Kellen Michelline Alves	0	0	0
Natal	Hospital Univ. Onofre Lopes	375	315		Jose Bruno de Almeida	4	46	50
Rio Grande do Sul (544)					RS			
Caxias do South	Hospital N. Sra. Pompéia	181	1		Luciana do Amaral Leonardelli	1	13	14
Ijuí	Associação Hospital de Caridade de Ijuí	82	64		Maria Leocádia B do Amaral Padilha	1	6	7
Lageado	Hospital Bruno Born	28	14		Ernany Vicente Bender Júnior	0	11	11
Passo Fundo	Hospital São Vicente de Paulo	169			Pérciles Serafin Sarturi	5	6	11
Pelotas	Hospital Univ Sao Francisco de Paula	3	3		Franklin Correa Barcellos	2	0	2
Porto Alegre	Hospital Clínicas Porto Alegre	1340	1090		Roberto Ceratti Manfro	14	126	140
Porto Alegre	Hospital Mae de Deus - AESC	20	20		Roberto Ceratti Manfro	0	1	1
Porto Alegre	Hospital São Lucas da PUC - Porto Alegre	998	390		Moacir Traesel. David Saitovitch. Leonardo V Kroth	7	90	97
Porto Alegre	Santa Casa de Misericórdia de Porto Alegre	2841	1400		Valter Duro Garcia	38	209	247
Santa Maria	Hospital Univ. Santa Maria	228	128		Luiz Alberto Michet da Silva	2	12	14
Santa Catarina (270)					SC			
Blumenau	Hospital Santa Isabel	762	860		Denise R. Pedroso	13	83	96
Chapecó	Hospital Reg. Lenoir Vargas Ferreira	194	164		Antonio Cesar Mosqueta	4	15	19
Florianópolis	Hospital de Caridade	256	183		Luciane Terezinha Rambow	5	21	26
Florianópolis	Hospital Governador Celso Ramos	187	189		Carla Wood Schmitz	1	21	22
Joinville	Hospital Dona Helena - Joinville	4	3		Jose Aluisio Vieira. Hercilio A da Luz Filho	1	0	1
Joinville	Hospital Municipal São José	946	720		Luciane Mônica Deboni	18	88	106
Joinville	Hospital Municipal São José	68			Osmar Sérgio Hausen	0	0	0
Sergipe (0)					SE			
Aracaju	Hospital São Lucas	58	23		Manoel Pacheco de Andrade Júnior	0	0	0
Aracaju	Hospital São Lucas	52			Ricardo Jose Vianna de Bragança	0	0	0
São Paulo (1,916)					SP			
Bauru	Associação Hospitalar de Bauru	105	80		Tereza M. S. Faifer	0	0	0
Botucatu	Hospital Clínicas Fac. Medicina de Botucatu	799	514		M. Fernanda C. Carvalho	24	82	106
Campinas	UNICAMP - Univ. Estadual de Campinas	1652	1200		Marilda Mazzali	14	101	115
Marília	Santa Casa de Misericórdia de Marília	436	163		Jose Cicero Guilhen	4	29	33
Piracicaba	Hospital dos Fornecedoros de Cana	1	1		José Eduardo Vergueiro Neves Jr.	0	0	0
Presidente Prudente	Santa Casa de Misericórdia	187	84		Haroldo Pedrini	0	2	2
Ribeirão Preto	Hospital das Clínicas da FMRP-USP	875	485		Sílvio Tucci Jr.	5	54	59
Ribeirão Preto	Hospital São Francisco	244	139		Maria Estela Papini Nardin	0	0	0
Ribeirão Preto	Santa Casa de Ribeirão Preto	87	52		Gilberto Saber. Luciana T Santamaria Saber	6	26	32
São Bernardo do Campo	Fundação do ABC Hosp. Univ. MEC/MPAS	42	36		Ronaldo Roberto Bergamo	0	0	0
São José do Rio Preto	FAMERP-FUNFARME-Hosp.Base S.J.R.Preto	629	250		Mario Abbud Filho. Horácio Jose Ramalho	10	36	46

NI- Number of patients in follow-up was not informed

2013 – Transplants performed by the transplantation centre between 01/01/2013 and 31/12/2013.

Follow up – Patients with functional grafts, in follow-up at the transplantation centre




– Teams which informed 100% of the results of survival rates

The number of transplants performed per team, city and state, including: total number of registrations in the system, patients in follow-up, transplants performed in 2013 (living donor / deceased), name of person responsible for the team and record of the results – ABTO

Kidney - continuation

City	Name of the centre	History			Person responsible	Perfomed 2013		
		Performed	Follow-up	RBT - Evolution		Living	Deceased	Total
São José do Rio Preto	Instituto Urologia e Nefrologia	628			Mário Abbud Filho	4	35	39
São Paulo	Hospital Alemão Oswaldo Cruz	32	30		Américo Lourenço Cuvello Neto	3	2	5
São Paulo	Hospital Alemão Oswaldo Cruz	404	100		Emil Sabbaga	4	1	5
São Paulo	Hospital Alemão Oswaldo Cruz	12	6		Irene de Lourdes Noronha	0	1	1
Sao Paulo	Hospital Alemão Oswaldo Cruz	29			Joao Carlos Campagnari	1	0	1
Sao Paulo	Hospital Alemão Oswaldo Cruz	7			Jose Osmar Medina Pestana	0	0	0
Sao Paulo	Hospital Alemão Oswaldo Cruz	12	3		Luiz Estevam Ianhez	0	0	0
São Paulo	Hospital Beneficência Portuguesa	380	771		Anita Saldanha	19	2	21
São Paulo	Hospital Beneficência Portuguesa	5	5		Irene de Lourdes Noronha	1	2	3
Sao Paulo	Hospital Beneficência Portuguesa	87	52		Irina Antunes	0	0	0
São Paulo	Hospital Beneficência Portuguesa	771	770		João Carlos Campagnari	2	1	3
São Paulo	Hospital Beneficência Portuguesa	12	11		Luiz Estevam Ianhez	1	0	1
São Paulo	Hospital Clínicas FMUSP	2679	1307		William Carlos Nahas	68	172	240
São Paulo	Hospital de Transplantes Euryclides de Jesus Zerbini	318	296		Jose Medina Pestana	0	29	29
São Paulo	Hospital Israelita Albert Einstein	913	820		Alvaro Pacheco Silva E Filho	36	61	97
São Paulo	Hospital Israelita Albert Einstein	5	2		Irene de Lourdes Noronha	0	0	0
São Paulo	Hospital Nove de Julho	1	1		Irene de Lourdes Noronha	0	0	0
São Paulo	Hospital Nove de Julho	1	1		Joao Carlos Campagnari	0	0	0
São Paulo	Hospital Nove de Julho	8	8		Zita Maria Leme Brito	0	0	0
São Paulo	Hospital Samaritano - São Paulo	163	166		Jose Carlos C. Baptista-Silva	6	33	39
São Paulo	Hospital Samaritano - São Paulo	132	135		Patricia Malafronte	29	19	48
São Paulo	Hospital Santa Cruz	41	33		João Américo da Fonseca. Geraldo C Freire	5	0	5
São Paulo	Hospital Santa Marcelina	848	818		Auro Buffani Claudino	9	13	22
São Paulo	Hospital Servidor Público Fco M. Oliveira	175	126		Savina Adriana Bobbio	0	6	6
São Paulo	Hospital Sírio-Libanês	262	142		Elias David-Neto	3	3	6
São Paulo	Hospital Sírio-Libanês	12			Paulo Cesar Ayrosa Galvão	3	1	4
São Paulo	Instituto Dante Pazzanese Cardiologia	400	510		João Moreira	5	19	24
São Paulo	Santa Casa de Misericórdia de São Paulo	245	339			6	9	15
São Paulo	Santa Casa de Misericórdia de São Paulo	137	30		Vanda Benini	2	3	5
São Paulo	Sociedade Assistencial Bandeirantes	88	26		Luiz Estevam Ianhez	17	10	27
São Paulo	Sociedade Assistencial Bandeirantes	445	428		Paulo Sergio Luconi	12	20	32
São Paulo	UNIFESP - Hospital São Paulo/HKidney	10129	6605		Jose Medina Pestana	218	611	829
Sorocaba	Fund Sao Paulo - Hospital Santa Lucinda	93	114		Francisco Antonio Fernandes	3	13	16

Lung - (80 TRANSPLANTS)

City	Name of the centre	History			Person responsible	Perfomed 2013		
		Performed	Follow-up	RBT - Evolution		Living	Deceased	Total
Ceará (8)					CE			
Fortaleza	Hospital de Messejana	16	14		Antero Gomes Neto	0	8	8
Distrito Federal (2)					DF			
Brasília	Instituto de Cardiologia do DF	2	2		Claudio Ribeiro da Cunha	0	2	2
Minas Gerais (2)					MG			
Belo Horizonte	Hospital Clínicas UFMG	20	5		Nilson Figueiredo Amaral	0	2	2
Rio Grande do Sul (31)					RS			
Porto Alegre	Hospital Clínicas Porto Alegre	8	4		Amarílio Vieira de Macedo Neto	0	2	2
Porto Alegre	Santa Casa de Misericordia de Porto Alegre	452			Jose de Jesus Peixoto Camargo	4	25	29
São Paulo (37)					SP			
São Paulo	Hospital Israelita Albert Einstein	21	20		Fabio Biscegli Jatene	0	10	10
São Paulo	INCOR - Instituto do Heart	213	103		Paulo Manuel Pêgo Fernandes	0	27	27

NI- Number of patients in follow-up was not informed


2013 – Transplants performed by the transplantation centre between 01/01/2013 and 31/12/2013.

Follow up – Patients with functional grafts, in follow-up at the transplantation centre



Teams which informed 100% of the results of survival rates

The number of transplants performed per team, city and state, including: total number of registrations in the system, patients in follow-up, transplants performed in 2013 (living donor / deceased), name of person responsible for the team and record of the results – ABTO

Cornea - (13,744 TRANSPLANTES)				
THE SUM OF CORNEAL TRANSPLANTS FOR SOME TEAMS MAY NOT CONFER WITH THE TOTAL SENT BY THE CENTRAL STATE				
City	Name of centre	RBT - Evolution	Person responsible	performed 2013
Acre (18) (NUMBER OF PERFORMED TRANSPLANTS NOT INFORMED)			AC	
Alagoas (52) (NUMBER OF PERFORMED TRANSPLANTS NOT INFORMED)			AL	
Amazonas (209) (NUMBER OF PERFORMED TRANSPLANTS NOT INFORMED)			AM	
Bahia (428) (NUMBER OF PERFORMED TRANSPLANTS NOT INFORMED)			BA	
Ceará (764)			CE	
Fortaleza	Clinica Neusa Rocha		Marineuza Rocha Memória	68
Distrito Federal (306)			DF	
Brasília	Hospital Univ, Brasília		Maria Regina Catai Chalita	1
Brasília	Instituto de Cardiologia do DF		Renata Leal Barbosa Bettarello	2
Espírito Santo (213) (NUMBER OF PERFORMED TRANSPLANTS NOT INFORMED)			ES	
Goiás (698)			GO	
Goiânia	Fundação Banco de Olhos de Goiás		Zander Campos da Silva	296
Maranhão (119) (NUMBER OF PERFORMED TRANSPLANTS NOT INFORMED)			MA	
Minas Gerais (1441)			MG	
Belo Horizonte	Associação Evangélica Beneficente de Minas Gerais		Gustavo Heleno Albuquerque Temponi	50
Belo Horizonte	Bio Visão - Centro Esp, Microcir, Ocular		Renato Cruz Laender	8
Belo Horizonte	Centro de Oftalmologia Avançada		Paulo Ferrara	1
Belo Horizonte	Centro Oftalmológico de Minas Gerais		Bruno Castelar	9
Belo Horizonte	Centro Oftalmológico de Minas Gerais		Carlos Gustavo Queiroz	158
Belo Horizonte	Centro Oftalmológico de Minas Gerais		Guilherme Hermeto de Almeida Cunha	2
Belo Horizonte	Centro Oftalmológico de Minas Gerais		Rafael Canhestro Neves. Anna Christina Higino Rocha	67
Belo Horizonte	Centro Oftalmológico de Minas Gerais		Reinaldo de Oliveira Sieiro. Patrícia Dias Fernandes	2
Belo Horizonte	Centro Oftalmológico de Minas Gerais		Sandro Coscarelli	3
Belo Horizonte	Centro Oftalmológico de Minas Gerais		Sérgio S Guimarães. Fernando M Machado Malheiros	17
Belo Horizonte	CLÍNICA DE OLHOS DR, PAULO FERRARA		Guilherme HAlmeida Cunha. Ronaldo M Badaró	2
Belo Horizonte	CLÍNICA DE OLHOS DR, PAULO FERRARA		Lúcio Herculano Galvão Dantas	4
Belo Horizonte	Clínica de Olhos Ennio Coscarelli		Sandro Antonini Coscarelli. Umberto Antonini Rizzuto	168
Belo Horizonte	Clínica de Olhos Paulo Ferrara		Paulo Ferrara. Henrique Vizibelli	6
Belo Horizonte	Clínica Fernando Trindade		Fernando Cançado Trindade	1
Belo Horizonte	Fundação Hilton Rocha		Wagner Gomes Dias	34
Belo Horizonte	Hospital Clínicas UFMG		Joel Edmur Boteon	101
Belo Horizonte	Hospital de Olhos de Minas Gerais		Leonardo Romano Tiburcio	44
Belo Horizonte	Hospital Universitário São Jose		Bruno Lovaglio Cançado Trindade	2
Belo Horizonte	Instituto da Visão Márcio Nehemy		Lúcio Galvão Dantas. Márcio Nehemy	1
Belo Horizonte	Instituto de Olhos de B, Horizonte		Guilherme K, Munhoz	1
Belo Horizonte	Instituto de Olhos de B, Horizonte		Joel Edmur Boteon	1
Belo Horizonte	Instituto Mineiro de Olhos - IMOL		Marcelo Miranda. Evandro Ribeiro Diniz	4
Belo Horizonte	Núcleo de Oftalmologia Especializada		Frederico Pereira. Marcelo Mendes. João Ângelo Miranda Siqueira. Guilherme Mourão Soares da Rocha	20
Belo Horizonte	Núcleo de Oftalmologia Especializada		Joel Edmur Boteon. Eduardo Adan França Alves	61
Belo Horizonte	Núcleo de Oftalmologia Especializada		Marco Tanure. Gustavo Ferreira Capanema de Almeida. Roberto Márcio de Oliveira Santos	23
Belo Horizonte	Núcleo de Oftalmologia Especializada		Patrícia Dias. Rogério A, Tácia	4
Belo Horizonte	Oculare - Medicina Especializada		Frederico Augusto Pereira. Patrícia Dias	2
Belo Horizonte	Oculare - Medicina Especializada		Gustavo Heleno	2
Belo Horizonte	Oftalmoclínica Rui Marinho		Carlos Gustavo Queiroz	2
Belo Horizonte	Sanitas Policlínica Ltda		Gilberto Guimarães Freitas	1
Belo Horizonte	Sanitas Policlínica Ltda		Roberto Márcio de Oliveira Santos	4
Belo Horizonte	Santa Casa de Misericórdia de Belo Horizonte		Gilberto Guimarães Freitas	172
Belo Horizonte	Santa Casa de Misericórdia de Belo Horizonte		Roberto Marcio	1
Belo Horizonte	Santa Casa de Misericórdia de Belo Horizonte		Umberto Antonini Rizzuto	3
Carango	Casa de Caridade de Carango		Claudio Luiz. Fabio Morando	22
Cataguases	Hospital de Cataguases		Arlex Brisceno	5
Cataguases	Hospital de Cataguases		Marcelo de Souza Bogado	13
Contagem	Instituto Mineiro de Olhos - IMOL		Lúcio Galvão Dantas	36
Governador Valadares	Beneficência Social Bom Samaritano		Guilherme Fraga Pascoal. Victor Ferreira Masson	4
Governador Valadares	Hospital de olhos de Governador Valadares		Celso Resende Costa	27
Ipatinga	Hospital de Olhos Vale do Aço		Altair Rosa	3
Juiz de Fora	Santa Casa de Misericórdia de Juiz de Fora		Dayana Kneipp	58
Montes Claros	Irmandade N,Sra,Mercês de Montes Claros		Bruno Picanço	25
Montes Claros	Irmandade N,Sra,Mercês de Montes Claros		Luciano Solia Nasser	16

NI- Number of patients in follow-up was not informed








2013 – Transplants performed by the transplantation centre between 01/01/2013 and 31/12/2013.

Follow up – Patients with functional grafts, in follow-up at the transplantation centre



Teams which informed 100% of the results of survival rates





The number of transplants performed per team, city and state, including: total number of registrations in the system, patients in follow-up, transplants performed in 2013, name of person responsible for the team and record of the results – ABTO

Cornea - continuation				
THE SUM OF CORNEAL TRANSPLANTS FOR SOME TEAMS MAY NOT CONFER WITH THE TOTAL SENT BY THE CENTRAL STATE				
City	Name of centre	RBT - Evolution	Person responsible	performed 2013
Nova Lima	Hospital de Olhos de Minas Gerais		Sérgio Schneider Guimarães	1
Pouso Alegre	Fund de Ensino Superior do Vale do Sapucaí		Carlos Augusto Tiburzino Rezende	5
Pouso Alegre	Fund de Ensino Superior do Vale do Sapucaí		Carlos Henrique de Toledo Magalhães	4
Uberaba	Hospital Clínicas Fac, Med, Triângulo Mineiro		Hélio Massa. Helia Soares Angotti	55
Uberaba	Oftalmocentro		Helia Soares Angotti	19
Uberlândia	Centro Oftalmológico de Uberlândia		Jose Marcos S. Goncalves	6
Uberlândia	Hospital de Clínicas de Uberlândia - FAEPU		Flávio Jaime Rocha	67
Uberlândia	Hospital de Olhos Brazil Central		Flávio Jaime Rocha. Hamilton Barreiros	35
Uberlândia	Hospital Santa Catarina - Uberlândia		Lauro Panucci. Guilherme Ferreira Lima	7
Uberlândia	Hospital Santa Genoveva - Uberlândia		Paulo Cesar Naves	1
Uberlândia	ISO - Instituto de Saúde Ocular		Mário José Carvalho	25
Mato Grosso do Sul (187) (NUMBER OF PERFORMED TRANSPLANTS NOT INFORMED)			MS	
Mato Grosso (186) (NUMBER OF PERFORMED TRANSPLANTS NOT INFORMED)			MT	
Pará (211) (NUMBER OF PERFORMED TRANSPLANTS NOT INFORMED)			PA	
Paraíba (165) (NUMBER OF PERFORMED TRANSPLANTS NOT INFORMED)			PB	
Pernambuco (865) (NUMBER OF PERFORMED TRANSPLANTS NOT INFORMED)			PE	
Piauí (199) (NUMBER OF PERFORMED TRANSPLANTS NOT INFORMED)			PI	
Paraná (744)			PR	
Cascavel	Hospital de Olhos de Cascavel		Darci Dacome	65
Cascavel	Instituto da Visao de Cascavel		Norisvaldo Cesar Bressanim	72
Curitiba	Instituto da Visao - Clin Cirurgia de Olhos		Marcelo M Fonseca	17
Curitiba	Santa Casa de Misericórdia de Curitiba		Francisco Grupenmacher	37
Rio de Janeiro (310) (NUMBER OF PERFORMED TRANSPLANTS NOT INFORMED)			RJ	
Rio Grande do Norte (171) (NUMBER OF PERFORMED TRANSPLANTS NOT INFORMED)			RN	
Rio Grande do Sul (776)			RS	
Caxias do South	Hospital Geral de Caxias do South		Eduardo Della Giustina	18
Caxias do South	Hospital N, Sra, Pompéia		Roberto Conte	39
Passo Fundo	Hospital São Vicente de Paulo - Passo Fundo		Eduardo Ventura	67
Porto Alegre	Hospital Banco de Olhos de Porto Alegre		Roberto Freda	201
Porto Alegre	Hospital Clínicas Porto Alegre		Samuel Rymer	200
Porto Alegre	Santa Casa de Misericórdia de Porto Alegre		Ítalo Mundialino Marcon	98
Santa Catarina (504) (NUMBER OF PERFORMED TRANSPLANTS NOT INFORMED)			SC	
Sergipe (120) (NUMBER OF PERFORMED TRANSPLANTS NOT INFORMED)			SE	
São Paulo (5058)			SP	
Campinas	UNICAMP - Univ, Estadual de Campinas		Rosane Silvestre de Castro	51
São José do Rio Preto	FAMERP-FUNFARME-Hosp, Base S, J, R, Preto		Marta Ferrari Teixeira	68
São José dos Campos	Centro Oftalmológico Dr, Syogi Shinzato		Syogi Shinzato	6
São Paulo	Clínica de Olhos Dr, Moacir Cunha		Marcelo Cunha	13
São paulo	Hospital Alemão Oswaldo Cruz		Edson Kasuo Ando	4
São Paulo	Hospital Israelita Albert Einstein		Ana Luisa H, de Lima	1
São Paulo	Hospital Israelita Albert Einstein		Claudio Luiz Lottenberg	34
São Paulo	Hospital Israelita Albert Einstein		Luciene Barbosa de Sousa	10
São Paulo	Hospital Israelita Albert Einstein		Marcelo C, Cunha	1
São Paulo	UNIFESP - Hospital São Paulo/HKidney		Denise de Freitas	278
Sorocaba	Hospital Oftalmológico de Sorocaba		Nicolas Cesario Pereira	1852
Sorocaba	Hospital Oftalmológico de Sorocaba		Luciene Barbosa de Souza	2339
Sorocaba	Hospital Unimed Sorocaba		Alexandre A, Resende	6
Sorocaba	Hospital Unimed Sorocaba		Celso Amamura	6
Sorocaba	Hospital Unimed Sorocaba		Clemente R B Sanazzaro	6
Sorocaba	Hospital Unimed Sorocaba		Fernando Luis Mutton	1
Sorocaba	Hospital Unimed Sorocaba		Jose Roberto Tebet	2
Sorocaba	Hospital Unimed Sorocaba		Pedro Henrique Mendonça Ruiz	2
Sorocaba	Hospital Unimed Sorocaba		Ricardo Skingrino	3



Teams which informed 100% of the results of survival rates




The number of transplants performed per team, city and state, including: total number of registrations in the system, patients in follow-up, transplants performed in 2013, name of person responsible for the team and record of the results – ABTO

Bone Marrow - (1,813 TRANSPLANTS)						
			person responsible	performed 2013		
City	Name of centre	RBT - Evolution		Allogeneic	Autologous	Total
Bahia (35)			BA			
Salvador	Hospital São Rafael		Marco Aurélio Salvino de Araújo	1	16	17
Salvador	Hospital Univ, Prof, Edgard Santos		Marco Aurélio Salvino de Araújo	3	15	18
Ceará (36)			CE			
Fortaleza	Hospital Monte Klinikum		Edilson Diogenes Pinheiro Júnior	0	5	5
Fortaleza	Hospital Univ, Walter Cantídio UFC		Fernando Barroso Duarte	0	31	31
Distrito Federal (19)			DF			
Brasília	Hospital Brasília		Alexandre Vinaud Hirayama	0	12	12
Brasília	Hospital Brasília		Jorge Vaz Pinto Neto	0	7	7
Espírito Santo (19)			ES			
Vitria	Hospital Santa Rita de Cassia		Edgar de Barros Nascimento	0	19	19
Goias (20)			GO			
Goiânia	Associação de Combate ao Cancer em Goias		Cesar Bariani	5	15	20
Minas Gerais (87)			MG			
Belo Horizonte	Núcleo de Hematologia e Transpl, Bone Marrow		Wellington Moraes de Azevedo	8	36	44
Belo Horizonte	Santa Casa de Misericórdia de Belo Horizonte		Wellington Moraes de Azevedo	10	9	19
Juiz de Fora	Hospital Univ, UFJF - Juiz de Fora		Angelo Atalla	2	22	24
Pernambuco (173)			PE			
Recife	Hospital Memorial São José		Patricia Markman	2	2	4
Recife	IMIP - Instituto de Medicina Integral Prof, Fernando Figueira		Mariana Coutinho D M Cahu	11	34	45
Recife	Real Hosp, Português Benef, Pernam-buco		Maurício Ostronoff	54	70	124
Paraná (117)			PR			
Curitiba	Hospital de Clínicas Universidade Federal do Paraná		Mariester Malvezzi	78	0	78
Curitiba	Hospital Erasto Gaertner		Johnny F, C, Camargo	1	10	11
Curitiba	Hospital N, Sra, das Graças		Ricardo Pasquini	7	0	7
Curitiba	Hospital Pequeno Príncipe			4	2	6
Foz do Iguaçu	União Oeste Paranaense de Est, e Combate Cancer		Ademar Dantas da Cunha Júnior	0	8	8
Londrina	Hospital Univ, de Londrina		Leticia Navarro Gordan	0	7	7
Rio de Janeiro (98)			RJ			
Niterói	Hospital de Clínicas Niterói		Ricardo de Sá Bigni	2	35	37
Rio de janeiro	Hemorio - RJ		Sergio de Souza Oliveira	0	13	13
Rio de Janeiro	Hospital Univ, Clementino Fraga Filho		Angelo Maiolino	0	4	4
Rio de Janeiro	Hospital Univ, Pedro Ernesto		Cristiana Souza	0	10	10
Rio de Janeiro	Instituto Nacional de Câncer/Fund, Ary Frauzino		Luis Fernando da Silva Bouzas	16	18	34
Rio Grande do Norte (43)			RN			
Natal	Natal Hospital Center		Henrique Eduardo Macedo Fonseca	26	17	43
Rio Grande do Sul (93)			RS			
Porto Alegre	Hospital Clínicas Porto Alegre		Lauro José Gregianin	8	9	17
Porto Alegre	Hospital Clínicas Porto Alegre		Lucia Mariano da Rocha Silla	34	42	76
Santa Catarina (80)			SC			
Florianópolis	Cepon de Santa Catarina		Marco Antonio Silva Rotolo	0	80	80



Teams which informed 100% of the results of survival rates

The number of transplants performed per team, city and state, including: total number of registrations in the system, patients in follow-up, transplants performed in 2013, name of person responsible for the team and record of the results – ABTO

Bone Marrow - continuation						
City	Name of centre	RBT - Evolution	person responsible	performed 2013		
				Allogeneic	Autologous	Total
São Paulo (993)			SP			
Campinas	UNICAMP - Univ, Estadual		Cármino Antonio de Souza	27	16	43
Jaú	Hospital Amaral Carvalho		Vergílio Antonio R,Colturato	111	83	194
São Paulo	Grupo de Apoio ao Adolescente e a Criança com Câncer - GRAACC		Victor Gottardello Zecchin. Valéria Cortez Ginani	19	19	38
São Paulo	Hospital Alemão Oswaldo Cruz		Ana Rita Araujo	0	1	1
São Paulo	Hospital Alemão Oswaldo Cruz		Celso Mitsushi Massumoto	3	8	11
São Paulo	Hospital Alemão Oswaldo Cruz		Fábio Rodrigues Kerbauy	2	6	8
São Paulo	Hospital Alemão Oswaldo Cruz		Jairo Jose Nascimento Sobrinho	0	1	1
São Paulo	Hospital Alemão Oswaldo Cruz		Nelson Hamerschlak	1	1	2
São Paulo	Hospital Alemão Oswaldo Cruz		Roberto Luiz Silva	1	2	3
São Paulo	Hospital Alemão Oswaldo Cruz		Yana A, S, Novis	1	1	2
São Paulo	Hospital Clínicas FMUSP		Frederico Luiz Dulley	47	114	161
São Paulo	Hospital de Transplantes Euryclides de Jesus Zerbini		José Carlos Barros	9	43	52
São Paulo	Hospital do Câncer - A C Camargo		Leila Maria Magalhães Pessoa de Melo	35	74	109
São Paulo	Hospital Inglês Ltda		Rosaura Saboya	0	45	45
São Paulo	Hospital Israelita Albert Einstein		Nelson Hamerschlak. Ana Fernanda Y Centrone	46	34	80
São Paulo	Hospital Santa Marcelina		José Salvador R, de Oliveira	41	27	68
São Paulo	Hospital São Camilo - Pompéia		Roberto Luiz da Silva	2	5	7
São Paulo	IBCC - Instituto Brasileiro do Controle do Câncer		Roberto Luiz da Silva	19	41	60
São Paulo	Santa Casa de Misericórdia		José Carlos Barros	8	64	72
São Paulo	UNIFESP - Hospital São Paulo/HKidney		José Salvador R. de Oliveira	25	11	36

Skin - (23 TRANSPLANTS)				Source: Banco de Tecidos - Skin (ISCMPA)
Name of centre	City	State	Total	
Paraná (8)				
Hospital Evangélico de Curitiba	Curitiba	PR	3	
Hospital Universitário Regional do North do Paraná	Londrina	PR	3	
Rio Grande do Sul (7)				
Hospital Centenário	São Leopoldo	RS	1	
Hospital Pronto Socorro	Porto Alegre	RS	10	
Santa Catarina (3)				
Hospital Infantil Joana de Gusmão	Florianópolis	SC	3	
São Paulo (6)				
HC - FMRP - USP	Ribeirão Preto	SP	3	



Teams which informed 100% of the results of survival rates

The number of transplants performed per team, city and state, including: total number of registrations in the system, patients in follow-up, transplants performed in 2013, name of person responsible for the team and record of the results – ABTO

Bone - (23,348 TRANSPLANTS)			
List of bone transplants performed in 2013 informed by the banks and list of transplant centres linked to each bank			
Name of Centre	City	state	Total
Rio de Janeiro (496)			
BANCO DE TECIDOS MÚSCULO ESQUELÉTICOS – INTO - coordinator: Rafael Augusto Dantas Prinz			496
e-mail:banco_tecidos@into.saude.gov.br - (21) 2134-5264			
Hospital Regional da Unimed	Fortaleza	CE	1
Consultório Odontológico	Brasília	DF	7
Hospital Evangélico Vila Velha	Vila Velha	ES	29
Hospital Meridional	Vitória	ES	8
Hospital Ortopédico de Goiânia	Goiânia	GO	10
Hospital Universitário São José	Belo Horizonte	MG	3
Consultório Odontológico	Minas Gerais	MG	1
Hospital das Clínicas da Universidade Federal de Uberlândia	Uberlândia	MG	26
Santa Casa de Campo Grande	Campo Grande	MS	2
Hospital São Lucas	Cascavel	PR	17
Consultório Odontológico	Curitiba	PR	16
Hospital das Clínicas da Universidade Federal de Paraná	Curitiba	PR	3
Hospital de Clínicas de Curitiba	Curitiba	PR	3
Hospital Do Trabalhador	Curitiba	PR	2
Hospital Erasto Gaertner	Curitiba	PR	1
Hospital Nossa Senhora das Graças	Curitiba	PR	15
Hospital Nossa Senhora Do Pilar	Curitiba	PR	2
Hospital Novo Mundo	Curitiba	PR	1
Hospital Pequeno Príncipe	Curitiba	PR	6
Hospital Santa Casa de Misericórdia	Curitiba	PR	23
Hospital Universitário Cajuru	Curitiba	PR	2
Hospital Vita Batel	Curitiba	PR	2
Hospital Vita Curitiba	Curitiba	PR	7
Hospital XV	Curitiba	PR	17
Hospital Municipal São José	Joinville	PR	6
Hospital Evangélico de Londrina	Londrina	PR	1
Hospital Santa Casa de Londrina	Londrina	PR	12
Consultório Odontológico – RJ	Rio de Janeiro	RJ	8
Hospital Copa D’Or	Rio de Janeiro	RJ	8
Hospital Estadual da Criança	Rio de Janeiro	RJ	8
Hospital Estadual Dona Lindu	Rio de Janeiro	RJ	7
Instituto de Odontologia da PUC	Rio de Janeiro	RJ	38
Instituto Nacional de Traumatologia e Ortopedia – INTO	Rio de Janeiro	RJ	91
Hospital da Cidade de Passo Fundo	Passo Fundo	RS	2
Consultório Odontológico	Balneário Camburiu	SC	2
Hospital de Caridade de Santa Catarina	Florianópolis	SC	21
Hospital Governador Celso Ramos	Florianópolis	SC	54
Hospital Infantil Jeser Amarante Farias	Joinville	SC	4
Hospital Santo Antonio	Navegantes	SC	9
Paraná (1,169)			
BTME HC-UFPR - coordinator: Paulo Gilberto Cimbalista de Alencar			1,169
e-mail:bancoBone@bancodeossos.org.br - (41) 3360-7801			
--			--

Bone - continuation

Name of centre	City	State	Total
Pernambuco (59)			
Banco Multitecidos IMIP / - coordinator: Cláudio Marques			59
e-mail: bmt@imip.org.br - (81) 2122-4196			
Instituto de Medicina Integral Professor Fernando Figueira	Recife	PE	59
São Paulo (21,624)			
UNIOSS LTDA - coordinator: Karla Bachega			16,399
e-mail: uniooss@uniooss.com.br - (14) 3454-0444			
Hospital Ortopedico	Goiania	GO	34
Hospital São Lucas	Cascavel	PR	3
Hospital Clinicas da Ufpr	Curitiba	PR	2
Hospital da Xv	Curitiba	PR	2
Hospital Evangelico	Curitiba	PR	7
Hpp - Hosp Pequeno Principe	Curitiba	PR	189
Hospital Envagelico	Londrina	PR	5
Santa Casa de Londrina	Londrina	PR	3
Centro Medico Campinas	Campinas	SP	5
HC - Unicamp	Campinas	SP	10
ABHU Hospital Universitario-UNIMAR	Marília	SP	3
Santa Casa de Marília	Marília	SP	18
Hospital Policlínica	Pato Branco	SP	7
Hospital Clinicas	Ribeirão Preto	SP	2
Hospital São Francisco	Ribeirão Preto	SP	99
Hospital das Clínicas	Botucatu	SP	16
Banco de Tecidosdo Hospital Das Clínicas - FMUSP - Alberto Tesconi Croci			2,410
e-mail: banco.tecidos@usp.br - (11) 3083-4029			
Santa Casa Campo Grande	Campo Grande	MS	2
Centro Médico Campinas	Campinas	SP	39
AACD	São Paulo	SP	7
H Israelita Albert Einstein	São Paulo	SP	31
H Sírio Libanês	São Paulo	SP	5
HOSP 9 DE JULHO	São Paulo	SP	13
Hospital Alemão Oswaldo Cruz	São Paulo	SP	15
Hospital do Heart - HCor	São Paulo	SP	57
Instituto De Ortopedia e Traumatologia HCFMUSP	São Paulo	SP	165
SÃO LUIZ	São Paulo	SP	11
UNIMED	Sorocaba	SP	6
Banco de Tecidos Músculo-Esqueléticos da Santa Casa de Misericórdia de São Paulo - coordinator: Emerson Kiyoshi Honda			2,815
e-mail: banco.tecidos@santacasasp.org.br- (11) 2176-1600			
Hospital Monte Tabor Italo Bras. Prom – Hospital São Rafael	Salvador	BA	9
Hospital Ortopédico de Goiânia	Goiania	GO	2
Hospital Universitário São José	Belo Horizonte	MG	6
Hospital Villa da Serra	Belo Horizonte	MG	18
Hospital Unimed	Campo Grande	MS	3
Santa Casa	Campo Grande	MS	1
Hospital Evangelico de Curitiba	São Paulo	PR	1
Hospital Evangelico Londrina	São Paulo	PR	1
Hospital de Base	São Jose do Rio Preto	SP	29
AACD	São Paulo	SP	4
Hospital A C Camargo	São Paulo	SP	7
Hospital Alemão Oswaldo Cruz	São Paulo	SP	40
Hospital e Maternidade São Luiz	São Paulo	SP	2
Hospital Israelita Albert Einstein	São Paulo	SP	3
Hospital Nove deJulho	São Paulo	SP	6
Hospital Sirio Libanes	São Paulo	SP	11
Irmandade da Santa Casa deMisericórdia	São Paulo	SP	45

Laboratory of Immunobiology (50)

Regions	State	City	Laboratory	Responsible
North (3)				
	AM	Manaus	Lab. de HLA da Fund. Hosp. de Hematologia e Hemoterapia do Amazonas	William Sérgio do Sacramento
	PA	Belém	Lab de Imunogenética da Fundação Centro de Hemoterapia e Hematologia do Pará	Kennie Kelly dos Santos Amazonas
	RO	Porto Velho	NATIVIDA - Núcleo de Atend. em Triagem Neonatal	Georgia Daniela Marcusso Marques
Northeast (10)				
	BA	Salvador	Lab. de Imunogenética da Univ. Federal da Bahia	Eliane Pereira Menezes
	BA	Salvador	Lab. e Imunogenética e Transplantes Grupo de Apoio A Criança Com Cancer - Bahia	Tâmara Peixinho
	CE	Fortaleza	Lab. de Histocompatibilidade do Centro de Pesquisas em Doenças Hepato Renais do Ceará	Sílvia Fernandes
	CE	Fortaleza	Lab de Histocompatibilidade do Hosp Geral de Fortaleza	Valéria Pombo
	MA	São Luís	LEGH Hosp. Univ. Federal do Maranhão	Emygdia R R B P L Mesquita
	PE	Recife	HEMOPE - Fund de Hematologia e Hemoterapia de PE	Isa Maria Teixeira Leão
	PE	Recife	HLA DIAGNOSTICO LTDA	Glauco Henrique Willcox
	PI	Teresina	LIB - Fundação Universidade Federal do Piauí	Semiramis Jamil H do Monte
	RN	Natal	HLAVIDA - Serviços de Hemoterapia LTDA	Renata Gomes Alves
	RN	Natal	Lab de Histocompatibilidade do Hemocentro do RN Dalton Barbosa Cunha	Andrea L A da Cunha Fernandes
Southeast (22)				
	ES	Vitória	LIG Instituto de Imunogenética S/S LTDA	Márcia Biccass
	MG	Belo Horizonte	Imunolab Imunologia de Transplantes Ltda	Evaldo Nascimento
	MG	Belo Horizonte	Simile - Instituto de Imunologia Aplicada Ltda	Carla Regina S C da Ronda
	MG	Poços de Caldas	Imunogen - Probio Diagnósticos Ltda	Jordana Braga
	MG	Uberlândia	Laboratório de Imunologia e Transplantes	Fernando Vinhal
	RJ	Rio de Janeiro	JRM Investigações Imunológicas LTDA	Maria Elisa Hue Moraes
	RJ	Rio de Janeiro	Lab. de HLA - Inst Estadual de Hematologia - HEMORIO	Shirley Lopes de Castilho
	RJ	Rio de Janeiro	Laboratório de HLA - Universidade do Estado do RJ	Luis Cristovão M Sobrino Porto
	SP	Barretos	Lab. de Análises Clínicas/Patologia Clínica - Fund Pio XII	Rafael Formenton Cita
	SP	Bauru	Laboratório de HLA - Instituto Lauro de Souza Lima	Elaine Valim Camarinha Marcos
	SP	Bauru	Lab de Imunogenética - Hosp de Reabilitação de Anomalias Craniofaciais - USP	Elza Araújo Torres
	SP	Campinas	Lab. de Imunogenética e Transplantes - UNICAMP	Maria Helena Stangler Kraemer
	SP	Campinas	Lab. de HLA - Fund de Desenvolvimento da UNICAMP	Sílvia Barbosa Dutra Marques
	SP	Jaú	Lab. de Histocompatibilidade - Fundação Dr. Amaral Carvalho	Marcia Romero Martinez
	SP	Marília	LIM-Laboratório de Imunologia de Marília Ltda	Marcelo Ortega Ruiz
	SP	Ribeirão Preto	Lab. de HLA - Fundação Hemocentro de Ribeirão Preto	Neifi Hassan Saloum Deghaide
	SP	São J. do Rio Preto	Instituto de Urologia e Nefrologia	Mário Abbud Filho
	SP	São J. do Rio Preto	Lab. de Imunogenética Molecular -Fund. Fac. Reg. Medicina	Luiz Carlos de Mattos
	SP	São Paulo	Lab. de HLA - Irmandade Santa Casa de Misericórdia	Carmen Sílvia Vieitas Vergueiro
	SP	São Paulo	Lab. de Imunogenética -Assoc. Fundo de Incentivo à Pesquisa	Maria Gerbase de Lima
	SP	São Paulo	Lab. de Imunologia / HLA - FUNDACAO ZERBINI	Jorge Kalil
	SP	São Paulo	Lab. de Técnicas Especiais - Hospital Albert Einstein	Margareth Torres
South (10)				
	PR	Curitiba	Laboratório de Imunogenética - Hospital de Clínicas da Universidade Federal do Paraná	Monica Evelise Silveira
	PR	Curitiba	Laboratório de Imunogenética -Associação Paranaense de Cultura - APC	Cristina Q C von Glehn
	PR	Curitiba	LIGH - FUNDAÇÃO DA UNIVERSIDADE FEDERAL DO PARANÁ	Maria da Graça Bicalho
	PR	Londrina	Lab. de Histocompatibilidade - Universidade Estadual de Londrina - HEMOCENTRO REGIONAL DE LONDRINA	Marlene da Silva Bardi
	PR	Maringá	Histogene - Laboratório de Histocompatibilidade e Genética L	Erika Noda Noguti
	PR	Maringá	LIG - Univ. Estadual de Maringá	Ana Maria Sell
	RS	Porto Alegre	Laboratório de Imunologia de Transplantes - Irmandade da Santa Casa de Misericórdia	Jorge Neumann
	RS	Porto Alegre	Qualimune Laboratório de Imunogenética LTDA	Jorge Neumann
	RS	Porto Alegre	Serviço de Imunologia - Hospital de Clínicas de Porto Alegre	Luiz Fernando Job Jobim
	SC	Florianópolis	Lab. de Imunogenética - Fund Apoio ao HEMOSC/CEPON	Leila Chirliane Dalmolin Pereira
Midwest (5)				
	DF	Brasília	Laboratório de Histocompatibilidade - Fundação Hemocentro	Hugo Mundim
	GO	Aparecida de Goiânia	HLAGYN - Lab. de Imunologia de Transplantes de Goiás Ltda	Fernando Vinhal
	MS	Campo Grande	Biomolecular - Lab. Biologia Molecular e Histocompatibi	Zuleica Aparecida C Ascenço
	MS	Campo Grande	Biomolecular Lab. Biologia Molecular e Histocompatibi	Zuleica Aparecida C Ascenço
	MT	Cuiabá	HGU - Associação de proteção a maternidade e a infância	Flavia Galindo Silvestre

List of National and State Coordination Transplant

Sistema Nacional de Transplantes (SNT)

Heder Murari Borba

Phone: (61) 3315-9212

e-mail: snt@saude.gov.br

Central Nacional de Transplantes (CNT)

Evelyn Heinzen

Phone: (61) 3345-8465 / 3363-1314

e-mail: cncdo@saude.gov.br

Câmaras Técnicas Nacional (CTN):

CTN de Heart

- Heder Murari Borba
- Pablo M, A. Pomerantzeff
- Ben-Hur Ferraz Neto
- Alfredo Inácio Fiorelli
- Jarbas Jakson Dinkhuysen
- Juan Alberto Mejia
- Gilberto Venosse Barbosa
- Ivo Abraão Nesralla
- Marcelo Biscegli Jatene

Suplentes:

- Maria da Conceição V. Moreira
- Fernando Antibas Atik
- Carlos Roberto R. de Moraes

CTN de Liver:

- Luiz Carneiro
- Marcelo Augusto Scheidementel Nogara
- José Huygens Related Garcia
- Agnaldo Soares Lima
- Mário Reis
- Tércio Genzini
- Paulo Massarollo
- Ilka Boin
- Paulo Lisboa Bittencourt
- Ben-Hur Ferraz Neto

Suplentes

- Claudio Lacerda
- Cacilda Pedrosa
- Guido Pio Gracco Cantisani

CTN de Pancreas

- Jose Maria Gross Figueiró
- Claudio Melaragno
- Santo Paschoal Vitola
- Marcelo Perosa
- Vincenzo Pugliese

Suplentes

- Luis Claudio Francalacci
- Ronaldo de Matos Esmeraldo
- Salvador Gullo Neto

CTN de Lung:

- Amarillo Vieira de Macedo Neto
- Fabio Jatene
- José de Jesus Peixoto
- Silvio Paulo Pereira

Suplentes

- Marlova Luzzi Caramori
- Spencer Marcantônio
- Maurício Guidi Saueressig

CTN de Kidney:

- José Osmar Medina Pestana
- Maria Cristina Ribero de Castro
- Marilda Mazzali
- Ronaldo de Matos Esmeraldo
- Sandra Simone Vilaça
- Valter Duro Garcia

Suplentes

- Deise Rosa de Boni Monteiro de Carvalho
- Luciene Mônica Deboni
- Roberto Ceratti Manfro

CTN de Banco de Tecidos Oculares

- Denise de Freitas
- Germano Leitão de Andrade
- Luciene Barbosa de Souza
- Marcia Regina Issa Salomão
- Patricia Peres Barroca
- Paulo Lener Peixoto Araujo Filho
- Elcio Sato

Suplentes

- Diane Ruschel Marinho
- Marco Antônio Rey Faria

CTN de Captação e ORGAN DONATION

- Ben-Hur Ferraz Neto
- Eliana Régia Barbosa de Almeida
- Joel Andrade
- Camilo Vieira dos Santos
- Reginaldo Boni

CTN de Histocompatibilidade

- Danielli Muniz de Oliveira
- Fernando Antônio Vinhal dos Santos
- Margareth A. Torres
- Maria Gerbase de Lima
- Noemi Farah Pereira
- Cristina Von Glen

Suplentes

- Alexandre José Amada
- Maria Elisa Hue de Moraes
- Semiramis Jamil Hadad do Monte

CTN de Transplante e Banco de Multitecidos

- André Oliveira Paggiaro
- Eduardo Chem
- Luiz Augusto Ubirajara Santos
- Marise Teresinha Brenner Affonso da Costa
- Rafael A. Dantas Prinz
- Suplentes
- Junia Guimarães Mourão Cioffi
- Rodrigo Guimarães

CTN de Intestino

- João Gilberto Maksoud Filho
- Maria Lúcia Zanotelli
- Maurício Iasi
- Renato Ferreira da Silva
- Wangles Vasconcellos Soler
- André Ibraim David
- Dan Linetzkzy Waitzberg
- André Dong Won Lee

CTN de Medula

- Ângelo Maiolino
- Eurípedes Ferreira
- José Zanís Net
- Lúcia Mariano da Rocha Silla
- Luis Fernando da Silva Bouzas
- Vergílio Antônio Renzi Colturato

Acre

Regiane Clélia Ferrari

Fone/Fax: (68) 3227-6399 / (68) 9985-2061

E-Mail: cncdoacre@ac.gov.br e cncdoacre@gmail.com

Alagoas

Kelly Karina de Araújo Brandão

Fone/Fax: (82) 3376-8186 / (82) 3315-7440

E-Mail: doevida@saude.al.gov.br

Amapá

Eduardo Monteiro Cardoso

Phone: (96) 3212-6281/Fax: (96) 3212-6282

E-Mail: cncdo@saude.ap.gov.br

Amazonas

Dra. Leny Nascimento da Motta Passos

Fone/ Fax: (92) 3664-2616 / (92) 8802-6801

E-Mail: cncdo.am@saude.gov.br

Bahia

Dr. Eraldo Salustiano de Moura

Email: sesab.transplante@saude.ba.gov.br

Central de Notificação Captação e Doação de órgãos - CNCDO

América Carolina Melo Sodré

Phone: (71) 3356-6776/ 3117-0130/9956-0527

E-Mail: transplantes.ba@gmail.com

OPO-HGE

Dra Ana Paula Baptista

Fone:(71)31175838 / (71)33564687

E-Mail: gadhgebahia@hotmail.com

OPO-HGRS

Dra Barbara Kraychet

Fone:(71)33874572 / (71)33873424 (FAX)

OPO HOSPITAL GERAL ERNESTO SIMÕES FILHO

Dra Ana Paula Baptista/ Dra Barbara

Phone: (71)31171730 / (71)31171785

OPO EXTREMO South

Humberto Martins

Phone: (73)31122867

OPO-FEIRA DE SANTANA

André Guimarães

Fone:(75)36023300 / (75)36023333

OPO South (Ilheus/ITABUNA)

Dr José Mesquita

Fone:(73)32141600 / (73)21025107

OPO-VITÓRIA DA CONQUISTA

Dra Edney Matos

Fone:(77)34274584

Ceará

Dra. Eliana Régia Barbosa de Almeida

Phone: (85) 3252-1886 / 3101-5238

E-Mail: cncdo@saude.ce.gov.br

Distrito Federal

Dra. Daniela Ferreira Salomão

Phone: (61) 3315-1755 / 3315-1677

E-Mail: centraldetransplantedf@gmail.com

Espírito Santo

Rosemery Gueis Nunes Erlacher

Phone: (27) 3235-1028/Fax: (27) 3137-2411

E-Mail: cncdo@saude.es.gov.br

Goiás

Dr. Luciano Leão Bernardino da Costa

Fone/Fax: (62) 3232-3275 / 3232-3274 / 3232-3268

E-Mail: centraltransplantes.go@saude.gov.br

Maranhão

Dra. Silvana dos Santos Oliveira

Phone: (98) 2109-1276 / 2109-1212

E-Mail: ctx@huufma.br

Mato Grosso

Fabiana Regina de Souza Molina

Phone: (65) 3324-0747 / 3623-9004 / 3623-9188 Fax: (65) 3623-9004

E-Mail: contran@ses.mt.gov.br

Mato Grosso do Sul

Claire Carmem Miozzo

Phone: (67) 3312-1456 / 3321-8877 / 3312-1400

E-Mail: cet@saude.ms.gov.br

List of National and State Coordination Transplant

Minas Gerais

Dr. Charles Simão Filho
Phone: (31) 3219-9200 / 0800 2837 183
E-Mail: mgtransplantes@saude.mg.gov.br

CNCDO Metropolitano - Belo Horizonte
Omar Lopes Cançado Júnior
Phone: (31) 3219 9200 / (31) 3219 9211 E-Mail: mgtransplantes@saude.mg.gov.br

CNCDO Leste - Governador Valadares
Dr. Célio Ferreira Magalhães
Phone: (33) 3271 1909 / 9954-1569 (plantão) E-Mail: mgtx.gva@saude.mg.gov.br

CNCDO Oeste - Uberlândia
Dr. Thonson Marques Palma
Fone/Fax: (34) 3218-2323/ 3212-1780 E-Mail: mgtx@hc.ufu.br

CNCDO South - Pouso Alegre
Pablo Giardelli M. Mesquita
Fone/Fax: (35) 3422-0334 / 2345 R. 277 E-Mail: cncdoSouth@yahoo.com.br

CNCDO North/Northeast - Montes Claros
Dra. Sonia Rodrigues Cruz
Phone: (38) 3229-2097/Fax: (38) 3213-3676 E-Mail: cncdonone@ig.com.br

CNCDO Zona da Mata - Juiz de Fora
Dr. Joseph Fredric Whitaker
Phone: (32) 3229-2392 E-Mail: mgtxjf@hotmail.com

Pará

Dra. Ana Cristina Simões Beltrão
Fone/Fax: (91) 4006-4284
E-Mail: cncdo.transplantes@gmail.com

Paraíba

Dra. Gyanna Lys de Melo Moreira Montenegro
Fone/Fax: (83) 3244-6192 / 3225-6409 / 8845-3516
E-Mail: transplante@gmail.com

Paraná

Dra. Arlene Terezinha Cagol Garcia Badoch
Fone/Fax: (41) 3304-1900/ 1909
E-Mail: sesatran@sesa.pr.gov.br

COPOTT - Cascavel
Rosimeri Lima Tome
Phone: (45) 3321-5505 / 5506 E-Mail: crtccascavel@hotmail.com

COPOTT - Londrina
Ogle Beatriz Bacchi de Souza
Phone: (43) 3379-6078/Fax 3344-5339 E-Mail: transplante.17rs@sesa.pr.gov.br

COPOTT - Maringá
Gislaine Fusco Duarte
Fone/Fax: (44) 3227-3274 / 3249 E-Mail: cncomaringa@sesa.pr.gov.br

Pernambuco

Noemy Gomes
Phone: (81)) 3181-6207/ 6206/ 6209
E-Mail: transplantespe@saude.gov.br

Piauí

Dra. Maria de Lourdes de Freitas Veras
Fone/Fax: (86) 3221-7553 /3216-3553
E-Mail: cncdopi@saude.pi.gov.br

Rio de Janeiro

Rodrigo Alves Sarlo
Phone: (21) 2333-7535 / 7543 / 7550 / 7544 / 7545 / 7548 / 7552
E-Mail: transplantes@saude.rj.gov.br

Rio Grande do Norte

Artenise Revoredo
Phone: (84) 3232-7620 / 8839-8452
E-Mail: cncdo@rn.gov.br

Rio Grande do Sul

Dra. Rosana Reis Nothen
Fone/Fax: (51) 3353-3030
E-Mail: centraldetransplantes@saude.rs.gov.br

OPO I ISCMPA
Dra. Fernanda Bonow
Fone/Fax: (51) 3213.7320 / (51) 3213.7325
E-Mail: febonow@gmail.com

OPO II PUC
Dr. Leonardo Kroth
Fone/Fax: (51) 3320-3261
E-Mail: opo2@puhrs.br

OPO III POMPEIA
Dra. Margaret Ronsani
Fone/Fax: (54) 3220.8023
E-Mail: opo3@pompeia.org.br

OPO IV SÃO VICENTE PAULO
Dr. Cassiano Crusius
Fone/Fax: (54) 3316.4000 / (54) 3316.8374
E-Mail: opo4@hsvp.com.br

OPO V STA CASA RIO GRANDE
Dr. Newton PKidneyo
Fone/Fax: (53) 3233.7100 / (53) 3233.7188
E-Mail: opo@santacasarg.com.br

OPO VI BRUNO BORN
Dra. Graziela Denardim
Fone/Fax: (51) 3714.7500
E-Mail: opo6@hbb.com.br

OPO VII INSTITUTO CARDIOLOGIA
Dr. Leonardo Dias
E-Mail: ldcezar@hotmail.com

Rondônia

Edcléia Gonçalves da Silva
Phone: (69) 3216-5738 / 3216-5747
E-Mail: gcetro@gmail.com / alessandro.prudente01@gmail.com

Roraima

Dr. Douglas Henrique Teixeira
Phone: 95-2121-0560/2121-0620
E-Mail: direcaogeral.hgr@gmail.com / marisa.pedrosi@gmail.com

Santa Catarina

Dr. Joel de Andrade
Phone: (48) 3212-1612 / 3212-1613 / 0800-6437474
E-Mail: getra@saude.sc.gov.br / cncdoinfo@saude.sc.gov.br /

Sergipe

Benito Oliveira Fernandez
Phone: (79) 3259-2899 / 3216-2870
E-Mail: transplante@saude.se.gov.br

São Paulo - CNCDO I

Dr. Agenor Spallini Ferraz
Phone: (11) 3064-1649 / 3088-5094
E-Mail: ctrans@saude.sp.gov.br

CNCDO II - Country side
Dr. Agenor Spallini Ferraz
Phone: (16) 3633-1570/Fax: (16) 3633-2189
E-Mail: cncdo2@fmrp.usp.br

SPOT / HC
Dr. Leonardo Borges de Barros e Silva
Fone/Fax: (11) 2661-8004 / 2661-6543
E-Mail: spot.ichc@hc.fm.usp.br

SPOT / Santa Casa de São Paulo
Dr. Reginaldo Carlos Boni
Phone: (11) 2176-7185/7391/5185
E-Mail: opo@santacasasp.org.br / caporgao@santacasasp.org.br

SPOT / Dante Pazzanese
Dr. Antonio Flavio de Almeida Sanchez
Phone: (11) 5085-6015/Fax: (11) 5571-8601
E-Mail: spot@dantepazzanese.org.br

SPOT / EPM
Dr. Diogo Medeiros
Fone/Fax: (11) 5572-8749 / 5081-2183
E-Mail: opoepm@hKidney.com.br

SPOT / Campinas
Dr. Luis Antonio Costa Sardinha
Phone: (19) 3521-8000/ 3521-7259
E-Mail: captacao@hc.unicamp.br

SPOT / São José do Rio Preto
Dr. João Fernando Picollo de Oliveira
Phone: (17) 3227-7030
Fax: (17) 3227-7033
E-Mail: captacaodeorgaos@hospitaldebase.com.br

SPOT / Botucatu
Dr. Reginaldo Carlos Boni
Phone: (14) 3811-6386 / 3813-3344
E-Mail: spot.botucatu@fmb.unesp.br

SPOT / Sorocaba
Dr. Frederico Augusto Pinho Rocha
Phone: (15) 3232-4049 / 3332-9100 R: 9283
E-Mail: chs-opo-sorocaba@saude.sp.gov.br

SPOT / Ribeirão Preto
Dr. Jeová Nina Rocha
Phone: (16) 3602-2777/ 3633-2189
E-Mail: oporibeirao@yahoo.com.br

SPOT / Marília
Phone: (14) 3402-1748 / 1744 R: 1005
E-Mail: spotmarilia@famema.br

Schedule sending data 2014

Visit : www.abto.org.br/rbt and update periodically
their data according to a schedule for data collection
Brazilian Transplant Registry in 2014

Limit Date	PERIOD
10/02/2014	January
10/03/2014	February
08/04/2014	March
28/04/2014	Publication do RBT 1st quarter 2014
09/05/2014	April
09/06/2014	May
08/07/2014	June
28/07/2014	Publication do RBT 1st half of 2014
08/08/2014	July
09/09/2014	August
09/10/2014	September
28/10/2014	Publication do RBT 3rd Quarter 2014
10/11/2014	October
09/12/2014	November
09/01/2015	December
09/02/2015	Publication do RBT 3rd Annual 2014



Associação Brasileira de Transplante de Órgãos

Brazilian Organ Transplantation Society
Av. Paulista, 2001 - 17º andar - cj. 1704 / 1707
São Paulo - SP
CEP 01311-030
Phone 11 3283-1753 / 3262-3353
E-mail: abto@abto.org.br

www.abto.org.br